

# 2025 ANNUAL REPORT



Historical Background	4
Organization	6
• Staff	7
Soil and Water Conservation Districts	8
Annual State Meeting of Soil and Water Conservation District Directors	10
Director Mileage and Per Diem	10
District Technical Assistance Funds	10
Farm Bill Assistance Funds	10
Conservation Activity Program	10
District Internet Service and Audit Reimbursements	10
District Conservation Assistance Program	10
TSSWCB Programs and Activities	11
Flood Control Programs	11
• O&M Grant Program	12
• Structural Repair Grant Program	12
• Economic Stabilization Fund (ESF) \$150 Million Plan	12
• Dam Rehabilitation	13
Texas Nonpoint Source Management Program	13
• Nonpoint Source Grant Program	14
• Clean Water Act §319(h) Grant Funding	14
• State Grant Funding	15
• Total Maximum Daily Load Program	15
• Watershed Approach to Water Quality Planning and Implementation	16
• Watershed Protection Plan Program	18
Water Quality Management Plan Program	19
• Poultry Water Quality Management Plan Program	19
Coastal Coordination Advisory Committee	20
Texas Groundwater Protection Committee Function	21
Information Technology	22
• Information Technology Assistance	22
• Cybersecurity Enhancements	22
• PC Hardware Replacement	22
Public Information and Education	23
• SWCD Director & Employee Workshop	23
• 2025 Texas Conservation Awards Program	23
• Soil Stewardship Public Speaking Contest	24
• Wildlife Alliance for Youth	24
• Nonpoint Source (NPS) Pollution Watershed Flow Model	25
Texas Invasive Species Coordinating Committee	25
Rio Grande Vegetative Management Program	26
On-The-Ground Conservation Program	26
• Eligible Natural Resource Priorities	27
• Program Development and Stakeholder Involvement	27
• Project Implementation	27
• Feral Swine Control Pilot Program	28
<b><i>Attachments</i></b>	
• A – Funding Activities Related to Dam Safety Grants and Outreach, Nonpoint Source Pollution Grants, and Activities and Programs Related to On-The-Ground Conservation	30
• B – Operating Budget for Fiscal Year 2026	54

## **FORWARD**

Texas Agriculture Code, Sec. 201.028, *ANNUAL REPORT*, requires that the Texas State Soil and Water Conservation Board (TSSWCB) shall prepare and deliver to the governor, the lieutenant governor, and the speaker of the house of representatives a report relating to the status of the budget areas of responsibility assigned to the board, including outreach programs, grants made and received, federal funding applied for and received, special projects, and oversight of water conservation district activities, no later than January 1 of each year.

Information on grants available to local SWCDs and other entities is incorporated within the program section it involves. The Sunset Advisory Commission, through adoption of a recommendation in their July 2022 report, directed TSSWCB to include within their current annual report its funding activities related to dam safety grants and outreach, nonpoint source pollution grants, and activities and programs related to on-the-ground conservation. Attachment A of this annual report is a list of total applications and funding applied for by program area, the number of grants awarded and the funding amount, and a list of grant recipients (as allowable under confidentiality requirements in Texas Agriculture Code, Section 201.006).

The TSSWCB takes pride in the accomplishments and remarkable progress that have been made in soil and water conservation in this state. Often, environmental successes are slow to be realized. We have realized and reported success stories that include reducing the level of Atrazine in several water bodies, particularly the Aquilla Reservoir, reducing the levels of bacteria in the Leon River, Lower San Antonio River, Buck Creek, Attoyac Bayou, Pecan Creek, South Leon River, Catfish Creek, Cedar Creek, Colorado River Tidal, Colorado River below La Grange, Navasota River, Sulphur Creek, Lower Nueces River, North Fork Rocky Creek, and improving the dissolved oxygen levels in Oso Bay and a tributary to Toledo Bend Reservoir

However, we recognize there remains a continuing challenge and an ongoing need to ensure our land has the capability to produce food and fiber for future Texans. Because of changes in land use, ownership, technology, and population growth, the need for soil and water conservation programs will remain critical. Texas has a finite number of acres to provide for the needs and desires of citizens and visitors, and this puts an ever-increasing demand on agricultural land. Farmers and ranchers face complex decisions concerning the best ways to manage and utilize the natural resources available to them.

We believe that soil and water conservation programs must remain dynamic as land uses change and technology improves to make some conservation practices more capable of meeting demands on soil and water resources. We also maintain the belief that the purpose of the soil and water conservation programs is to promote the wise use of our renewable natural resources and provide for the conservation and enhancement of the soil and water resources of this state through and by the dynamic decisions of local SWCDs, which promotes the use of each acre of land within its capabilities and treating it according to its needs.

From the beginning, the TSSWCB and local SWCDs have formed an organizational framework through which various complex governmental conservation programs are delivered to local landowners and operators. This relationship has successfully been utilized to disseminate sound management techniques and practices to maintain individual productive land uses to provide for the needs of present and future generations.

To the landowners of Texas, the individual SWCD directors, and the many agencies and organizations assisting and working with our programs, we offer our sincere gratitude.

## **HISTORICAL BACKGROUND**

In the early history of the United States, those involved in agriculture often did not consider the conservation of soil and water resources. Land was cleared and put into farm production. When the land quit producing at a profitable level, the farmers merely moved on to new land farther west and started the process over again. There was no need to be concerned with soil conservation, as there was a seemingly unlimited supply of virgin land waiting to be tilled. This process continued through the 1800s and into the early 1900s. With the outbreak of World War I, farmers in the Great Plains states were encouraged to break out native grassland to grow wheat and other foodstuffs to feed the nation and the world. As a result of these and other unwise management practices and the fact that the farmlands were experiencing long periods of drought, the 1930s produced some of the worst dust storms the nation had ever seen. Clouds of dust rolled across the Great Plains states sending dust storms through the south and into the nation's capital. At the same time, the nation was in the midst of a great economic depression. The federal government, seeking ways to put people back to work and encourage conservation, created the Civilian Conservation Corps and Soil Erosion Service. Through these mechanisms, demonstration projects were initiated to train technicians and to educate the public in ways to conserve soil resources. These programs were successful in putting people back to work but lacked the local ties to establish lasting conservation programs.

One of the early day leaders in the national effort to control soil erosion was Hugh Hammond Bennett from North Carolina. After graduation from the University of North Carolina in 1903, Hugh Bennett took a job with the Bureau of Soils in the United States Department of Agriculture (USDA). Because of his experience, scientific knowledge, and leadership ability, he was put in charge of the Soil Erosion Service when it was created in 1933. In 1935, Public Law (P.L.) 46 was passed creating the Soil Conservation Service within the USDA and Hugh Bennett became the first Chief of the agency. He soon became internationally known for his accomplishments in conservation work. With the help of Congressman Buchanan from Columbus, Texas, Hugh Bennett was able to persuade President Franklin Roosevelt that the soil resources of this nation were being wasted. He convinced the President that a Model Soil Conservation Act should be developed and sent to the governors of each state for passage by their state legislatures. The purpose of this Model Act would be to develop programs at the state and local level to control soil erosion.

In 1936, a Model Act was sent to the governors with the endorsement of President Roosevelt. The Model Act, developed in Washington, was patterned after the Texas Wind Erosion Act, the Grass Conservation Acts in the Northern High Plains, and certain water conservation district law.

In 1937, legislation was introduced in the Texas Legislature based on this Model Act. It is reported that as many as 25 different versions of this soil conservation law were considered before a final version was passed. There was much heated discussion of the proposed legislation. When the final version was adopted, the bill contained many undesirable features. The law would have set up Soil Conservation Districts automatically on a county basis and made County Commissioners Courts the governing body. A portion of the county tax was to be used to finance the program and county agricultural agents were to be the administrative officers.

A number of agricultural leaders from across the state had become concerned about the newly passed legislation. It was their opinion that, if the responsibility for installing and maintaining conservation measures lay in the hands of the landowners, then the control of such a program should also be in their hands.

As a result of these and other concerns, a group of landowners led by V.C. Marshall of Heidenheimer, Texas, convinced the Governor to veto the 1937 legislation.

Hard feelings among agricultural leaders resulted from the attempt to pass this soil conservation law. Under the leadership of Mr. Marshall, a concerted effort was made during the interim between legislative sessions to heal the old wounds and to put together a version of a law that would be generally accepted by the farmers and ranchers of Texas. Mr. Marshall organized a committee of leaders from across the state to promote the passage of a new Soil Conservation Law. He traveled many miles at his own expense seeking the views of agricultural leaders and promoting the idea of the Soil Conservation District Program.

The key points Mr. Marshall felt should be included in the new law were that (1) farmers and ranchers should determine whether a Soil Conservation District was needed and hold a local option election prior to the establishment of the district; (2) the program should be controlled by landowners; and (3) the Soil Conservation Districts should have no taxing authority or the power of eminent domain.

In 1939, the Texas Legislature passed House Bill (H.B.) 20 which incorporated those features and was the first Soil Conservation Law for the state. The law created the State Soil Conservation Board and allowed for the creation of the Soil Conservation Districts. Mr. Marshall was elected as the first Chairman of the Soil Conservation Board and later resigned to become the first Executive Director of the agency.

On April 30, 1940, the Secretary of the State issued Certificates of Organization for the first 16 Soil Conservation Districts, paving the way for the program we now operate. Today, Texas has 216 local SWCDs that encompass 100% of the state.

As previously mentioned, the Model Soil Conservation Act endorsed by President Roosevelt was in part patterned after the Texas Wind Erosion Act. Texas was already making attempts to address soil conservation as a result of the “Dust Bowl” days of the 1930s. The 44<sup>th</sup> Legislature in 1935 passed legislation authorizing the establishment of Wind Erosion Conservation Districts. This law provided for the creation of districts to “conserve the soil by prevention of unnecessary erosion caused by winds, and the reclamation of lands that have been depreciated or denuded of soil by reasons of winds.” Although a number of Wind Erosion Control Districts were created, the passage of the Soil Conservation District Law in 1939 resulted in those districts becoming dormant.

In 1975, Governor Dolph Briscoe, by Executive Order, designated the TSSWCB as lead agency to assume the planning and management responsibility for control of agricultural and silvicultural nonpoint source pollution as required by the Federal Water Pollution Control Act.

In 1981, the 67<sup>th</sup> Legislature passed H.B. 1436, which for the first time codified the agricultural laws of Texas. Title 7, Chapter 201 of this code contains the portion pertaining to Soil and Water Conservation.

In 1985, the 69<sup>th</sup> Legislature passed S.B. 1083 creating a Brush Control Program in Texas and granting new powers and responsibilities, without funding, to the TSSWCB and SWCDs under Chapter 203 of the Agriculture Code.

In 1999, the TSSWCB received its first appropriation in the FY00-01 biennium to control water-depleting brush and trees, such as cedar and mesquite. The program received \$9.1 million to establish a pilot project in the North Concho Watershed.

In 1993, the 73<sup>rd</sup> Legislature passed S.B. 503 which named the TSSWCB the lead agency to address water quality issues relating to runoff from diffused or nonpoint sources resulting from agricultural and forestry -

operations. In 1999, the Legislature expanded the TSSWCB’s environmental mission and appropriated money to address water pollution from nonpoint sources under a separate, federally mandated program.

The leaders who framed the Texas Soil and Water Conservation Law in 1939 recognized that landowners and operators of private land constitute the basic resource for the conservation of our renewable natural resources. Without the support and willing participation of private landowners and operators in the development and implementation of soil and water conservation programs there is little hope of success. Only local SWCDs, led by farmers and ranchers who know the land and the local conditions and problems, have the means to develop conservation plans that address each acre of land specific to its needs and to solve or reduce the severity of its problems.

Senate Bill 1828 amended the Agriculture Code to increase the size of the State Soil and Water Conservation Board from five to seven members by adding two gubernatorial appointees. The Governor appointees must be actively engaged in the business of farming, animal husbandry, or other business related to agriculture and wholly or partly owns or leases land used in connection with that business and may not be a member of the board of directors of an SWCD.

## ORGANIZATION

Historically, TSSWCB was governed by five board members, elected by delegates from each of five State Areas of the state’s 216 local SWCDs with elections occurring annually at regional conventions of the local SWCDs, with members serving two-year staggered terms. However today, with the enactment of S.B. 1828 by the 78<sup>th</sup> Legislature, two Governor Appointees join the five elected board members to create a seven-member board. The two Governor appointed positions are listed below. The term of one member appointed by the Governor expires February 1<sup>st</sup> of each odd-numbered year, and the term of the other member appointed by the Governor expires on February 1<sup>st</sup> of each even-numbered year.

Elected State Board members must be 18 years of age or older, hold title to farmland or ranchland, and be actively engaged in farming or ranching. The Governor appointees must be actively engaged in the business of farming, animal husbandry, or other business related to agriculture and wholly or partly owns or leases land used in connection with that business and may not be a member of the board of directors of an SWCD.

The State Board elects its own Chair and generally meets every odd-numbered month, unless specific programs or issues require more immediate action. The following list shows the current Board members and which State Area they represent.

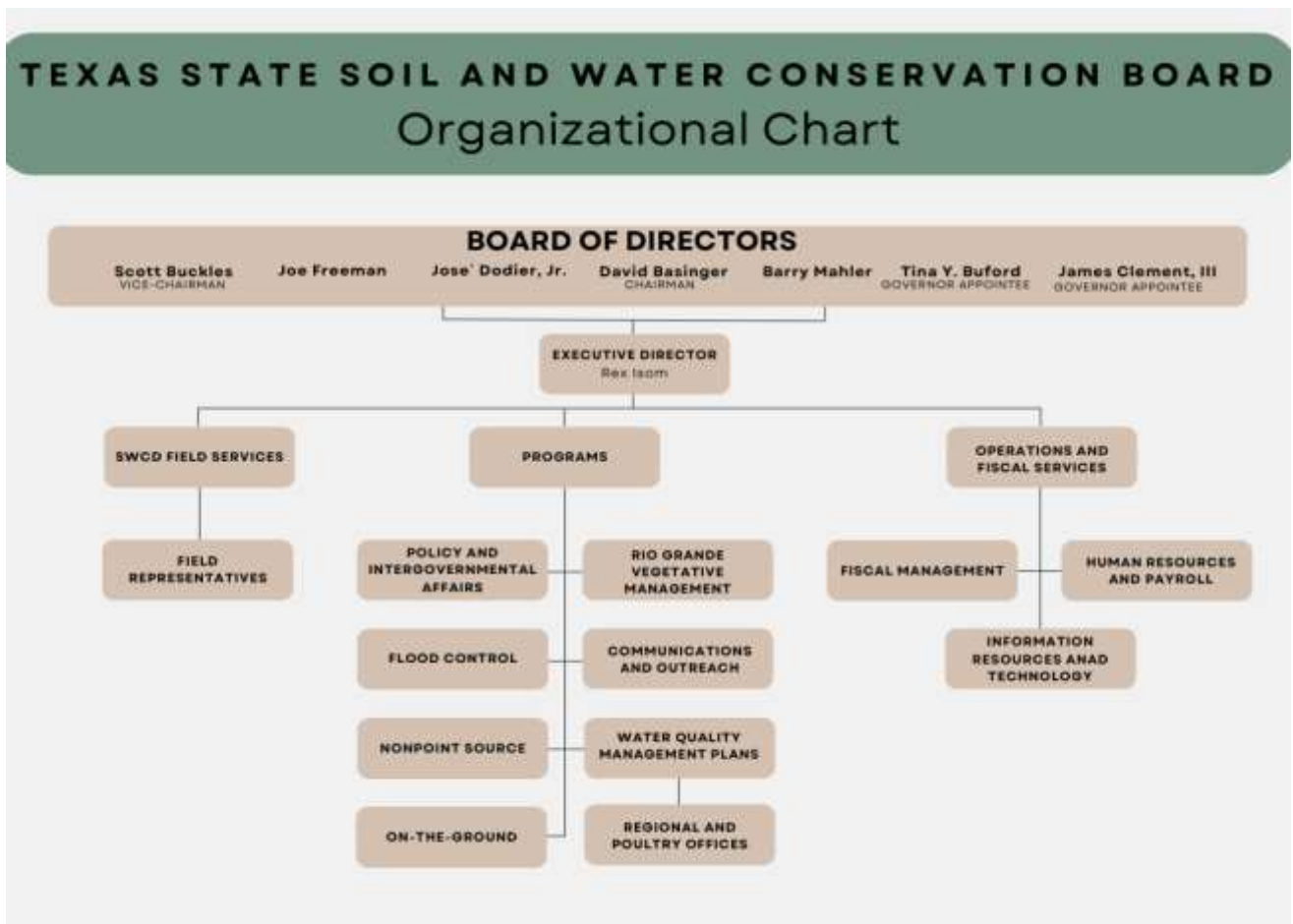
<b>Member Name</b>	<b>State Area</b>	<b>Term</b>	<b>Residence</b>
Scott Buckles	#1	May 6, 2025-May 4, 2027	Stratford
Joe Freeman	#2	May 7, 2024-May 5, 2026	Llano
José O. Dodier, Jr.	#3	May 6, 2025-May 4, 2027	Zapata
David Basinger	#4	May 7, 2024-May 5, 2026	Deport
Barry Mahler	#5	May 6, 2025-May 4, 2027	Iowa Park
James Clement, III	Appointed	April 1, 2025-February 1, 2027	Kingsville
Tina Y. Buford	Appointed	May 21, 2017-February 1, 2026	Harlingen

### *Staff*

Mr. Rex Isom has been the Executive Director since January 2004 and continues to carry out the directives of the State Board and directing staff efforts. We emphasize our agency philosophy as stated in our Strategic Plan, “The State Soil and Water Conservation Board will act in accordance with the highest standards of ethics, accountability, efficiency, and openness. We affirm that the conservation of our natural resources is both a public and a private benefit, and we approach our activities with a deep sense of purpose and responsibility.” Mr. Isom, as Executive Director, is leading the agency in that direction and expects all employees to follow that lead.

As of December 1, 2025, the TSSWCB has 80 employees, 24 of which work in the Temple headquarters. The remaining 56 employees are field staff, either working out of their homes or located in eight satellite offices, located throughout the state. Due to difficulty in recruiting, engineering services are now being contracted with engineering firms. The following organization chart shows the agency’s current structure.

The current structure of the TSSWCB reflects efforts to maintain more personnel in the field and away from headquarters for a 70% to 30% ratio of Field personnel to Headquarters personnel. The regional office staff along with the program specific staff provides on-site technical assistance to farmers and ranchers. The field staff serves as a liaison between the TSSWCB and local districts. The field staff also provides assistance to local districts and district employees concerning operations, programs, and activities. The regional office staff and the program specific staff coordinate with the Texas Commission on Environmental Quality (TCEQ), Texas A&M AgriLife Extension Service, and the USDA’s Natural Resource Conservation Service (NRCS) to provide technical assistance to landowners to implement Water Quality Management Plans (WQMP).



**Figure 1.** Diagram of Agency Organization

**SOIL AND WATER CONSERVATION DISTRICTS**

The TSSWCB performs many of its activities in coordination with the state’s 216 local SWCDs. These local SWCDs are political subdivisions of the state, established through local option elections of agricultural landowners. SWCDs generally reflect county boundaries, but may also follow river basin or watershed boundaries, depending on the desires of the local landowners. The following SWCD map shows the current 216 local SWCDs that cover the entire state. This map also shows the grouping of the SWCDs into the five State Board Districts that respectively elect a State Board member and shows the field staff that is assigned to work with each SWCD within a specific area.

Landowners within these local SWCDs elect the five directors that comprise the SWCD’s governing body or board of directors. This board of directors administers the programs and activities of the SWCD. Representatives of the SWCDs within each region then elect the members of the State Board through a series of convention style-elections. SWCDs do not have taxing authority and rely on locally generated funds from various activities and programs, federal assistance, county assistance, and state assistance from the TSSWCB. The USDA-NRCS provides most of the federal assistance available to SWCDs and through cooperative agreements which provide technical assistance to farmers and ranchers requesting assistance from the SWCD.

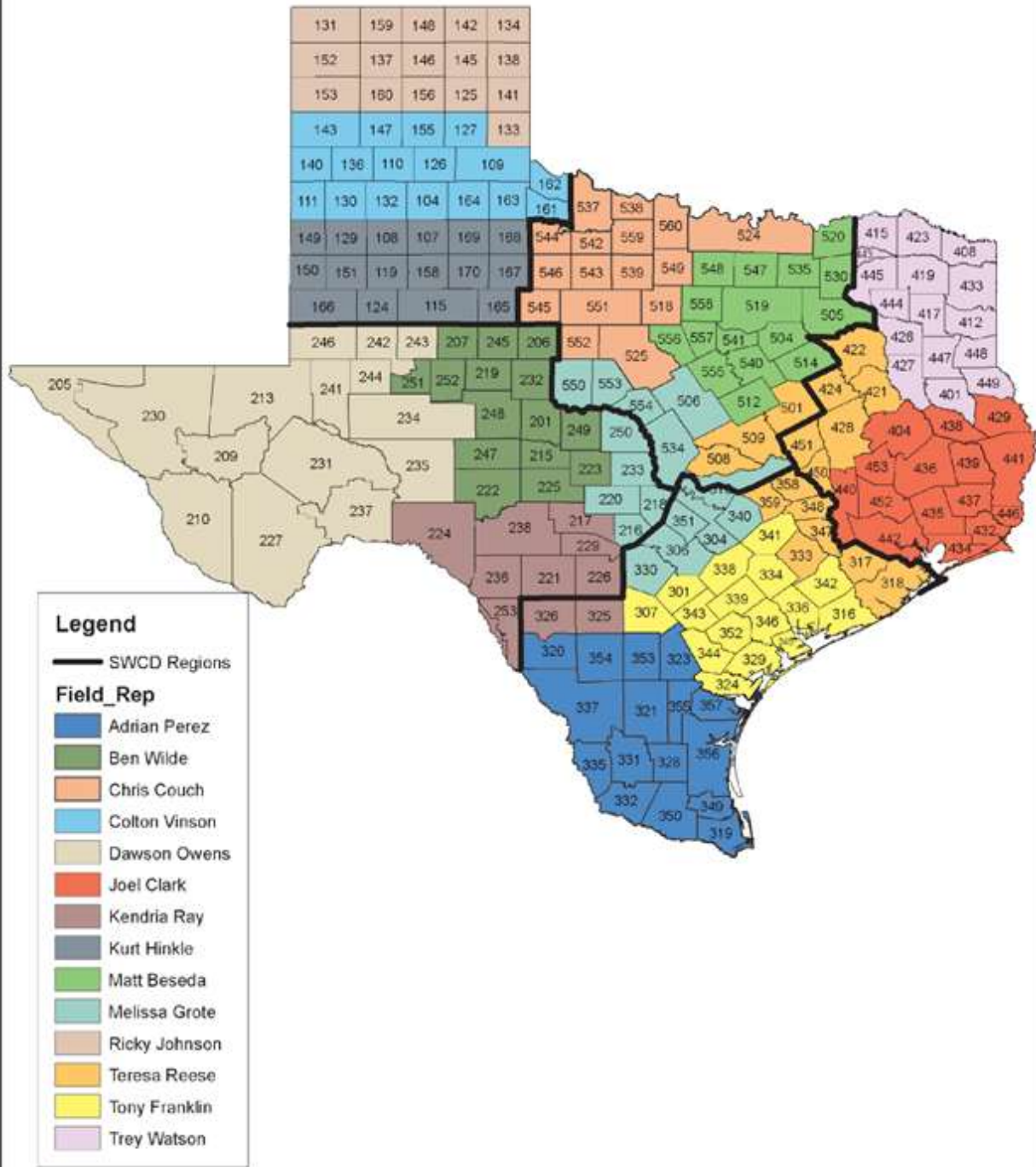


Figure 2. Map of State Board Zones and Soil and Water Conservation Districts

## **ANNUAL STATE MEETING OF SOIL AND WATER CONSERVATION DISTRICT DIRECTORS**

The Annual State Meeting of Soil and Water Conservation District Directors is required by §201.081, Texas Agriculture Code. The 85th Annual Meeting of Texas Soil and Water Conservation District Directors was held September 29th-October 1st, in Round Rock. The 86th Annual Meeting will be held in Round Rock, September 27th-30th, 2026.

### **DIRECTOR MILEAGE AND PER DIEM**

The 88th Legislature provided an additional \$129,600 per year to increase in the reimbursement rate for District Director Per Diem claims from \$20 to \$30 per meeting. The FY2026 appropriation for this program is \$564,110.

### **DISTRICT TECHNICAL ASSISTANCE FUNDS**

The TSSWCB disburses Technical Assistance payments to SWCDs on a reimbursing basis to supplement their efforts in providing assistance to agricultural producers in the state. Distributions are contingent upon Districts filing annual performance reports with the TSSWCB. The FY2026 appropriation for this program is \$3,450,064.

### **FARM BILL ASSISTANCE FUNDS**

The USDA-NRCS disburses federal payments through the TSSWCB to SWCDs on a reimbursing basis for conservation assistance and the accelerated delivery of Farm Bill programs. The FY2026 federal appropriation for this program is \$500,000.

### **CONSERVATION ACTIVITY PROGRAM**

The Conservation Activity Program provides SWCDs an opportunity to offset operating expenses by completing ten core conservation education activities. These activities serve to inform landowners of local conservation concerns and encourage the voluntary implementation of conservation practices to address those concerns. The FY2026 appropriation for this program is \$542,500.

### **DISTRICT INTERNET SERVICE AND AUDIT REIMBURSEMENTS**

The TSSWCB provides financial assistance through grants to SWCDs for maintaining cellular data service and third-party preparation of annual financial reports. The cellular data service provides a continuity of Operations for Districts whose employees co-locate and share resources within USDA service centers. A mobile data service provides Districts the resources to continue operations independent of a federal shutdown or office closure. The third-party preparation of annual financial reports serves to assist Districts with limited funding in meeting their annual financial reporting requirements.

### **DISTRICT CONSERVATION ASSISTANCE PROGRAM**

The 89<sup>th</sup> Legislature provided Conservation Assistance Grants to Districts for the 2026-27 Biennium. The grants are awarded on a matching basis requiring Districts to raise funds from sources other than the TSSWCB. Districts do not have taxing authority and use locally raised funds with this matching grant to support their operational expenses. The FY2026 appropriation for this program is \$1,620,000.

## **TSSWCB PROGRAMS AND ACTIVITIES**

The services and programs provided by the TSSWCB are focused on rural Texas farmers and ranchers, but the results of these services benefit all Texans. For example, many of the flood control structures maintained by SWCDs serve to protect heavily populated areas from flood damage, and prevent sediment from building up in drinking water supplies. Another example is the use of best management practices (BMPs), implemented through TSSWCB-certified water quality management plans (WQMPs), to prevent pesticides, nutrients, bacteria, and other pollutants from impairing the use of Texas streams, rivers, lakes, and estuaries.

The agency is responsible for numerous natural resource conservation efforts, the most prominent of which is serving as the lead state agency responsible for planning, implementing, and managing programs and practices for preventing and abating agricultural and silvicultural (forestry-related) nonpoint source (NPS) water pollution. To fulfill this mandate, the agency jointly administers the Texas Nonpoint Source Management Program with the Texas Commission on Environmental Quality (TCEQ). As a result, many of the agency's programs and services aim to improve and protect water quality, including the WQMP Program, the Nonpoint Source Grant Program, the Total Maximum Daily Load (TMDL) Program, and the Watershed Protection Plan Program. Additionally, the TSSWCB is a member of the Coastal Coordination Advisory Committee and the Texas Groundwater Protection Committee.

The TSSWCB is also responsible for programs affecting water quantity. The major existing program is the Water Supply Enhancement Program which seeks to increase water supply through the targeted control of water-depleting brush. Additionally, many BMPs implemented by farmers and ranchers as prescribed in their WQMP have ancillary water conservation benefits – increasing irrigation efficiency and reducing water demand. The TSSWCB is also a member of the Water Conservation Advisory Council.

Other responsibilities include prevention of soil erosion, control of floods, maintaining the navigability of waterways, the preservation of wildlife, protection of public lands, and providing information to landowners regarding the jurisdictions of the TSSWCB and the TCEQ as related to NPS water pollution.

## **FLOOD CONTROL PROGRAMS**

Approximately 2,000 floodwater retarding structures, or dams, have been built over the last 77 years within the State of Texas. The primary purpose of the structures is to protect lives and property by reducing the velocity of floodwaters, and thereby releasing flows at a safer rate. These are earthen dams that exist on private property and were designed and constructed by the USDA-NRCS. They were built with the understanding that the private property owner would provide the land, the federal government would provide the technical design expertise and the funding to construct them, and then units of local government would be responsible for maintaining them into the future.

Due to the passage of time and difficulty in raising adequate funds locally, many sponsors approached the Texas Legislature with their concerns over the amount of needed operation and maintenance (O&M) and structural repairs. In recognition that these dams will continue to serve as a critical protection for our state's infrastructure, private property, and lives, the Legislature appropriated 15 million dollars to the TSSWCB for grants to local SWCDs during the 2010-2011 biennium for O&M and structural repairs.

In response to this appropriation, the TSSWCB assembled a representative stakeholder group and began the process of developing programs to deliver the funds to the sponsors of flood control dams during the summer of 2009.

It was determined that the most efficient and effective way to proceed was to develop two separate grant programs, one to address O&M, and the other to address structural repairs, due to their difference in complexity.

Currently, \$14 million is needed for O&M on 2,000 dams, \$126 million is needed to repair 180 flood control program dams in Texas, and \$4 billion is needed to upgrade and rehabilitate about 600 high hazard dams where downstream urban development has resulted in public safety issues.

#### ***O&M Grant Program***

The O&M Grant Program is a reimbursable grant program for local SWCDs and certain co-sponsors of flood control dams. This program reimburses SWCDs 90% of the cost of an eligible O&M activity as defined by the program rules; the remaining 10% must be paid with non-state funding. Rules for the O&M Grant Program were developed by the TSSWCB staff and a representative stakeholder group during the summer of 2009. The rules were adopted by the State Board on September 17, 2009 and published in the Texas Register on October 9, 2009. The rules became effective October 14, 2009, and the program is fully operational.

For FY2024, \$4,000,000 was approved by TSSWCB for funding O&M and this work has been completed.

For FY2025, \$5,000,000 was approved by TSSWCB for funding O&M and this work has been completed.

For FY 2026, \$5,000,000 was approved by the TSSWCB for funding O&M. These funds are being obligated and the work is underway.

#### ***Structural Repair Grant Program***

The Structural Repair Grant Program is a reimbursable grant program for local SWCDs and certain co-sponsors of flood control dams. Originally, this program reimbursed SWCDs 95% of the cost of dam repair and 98.25% of the cost of dam upgrade to meet high hazard criteria as defined by the program rules; the remaining 5% or 1.75% to be paid with non-state funding. On May 7, 2023, the Flood Control Program rules were amended to reimburse SWCDs 100% of the cost of dam repair and upgrade. Rules for the Structural Repair Grant Program were adopted by the State Board on March 18, 2010 and became effective April 25, 2010. The rules were amended to be effective February 6, 2020. The rules were amended again to be effective May 7, 2023.

FY2026 General Revenue funding of \$19 million is currently available for structural repair projects. Highest priority for 2026 funding will be matching funds for federal projects and previously funded projects that need additional funds because of high bids or change orders. Applications for structural repair for FY2026 have been received. Projects have been scored, ranked, and prioritized, and work is underway on projects selected for funding.

#### ***Economic Stabilization Fund (ESF) \$150 Million Plan***

On June 6, 2019, a supplemental appropriation in the amount of \$150,000,000 was approved for TSSWCB to assist sponsors with dam repair and rehabilitation. These funds were obligated in contracts and agreements by

June 5, 2021. ESF funds must be expended within 4 years after the obligation year. All ESF funded projects have been completed, including 49 dam repairs, 13 high hazard dam upgrades, and 6 federal rehabilitation projects (state share=35%).

### **FEDERAL DAM REHABILITATION**

In FY 2025, TSSWCB signed agreements with NRCS for \$3.0 million in federal funding for rehabilitation planning, design and construction on 6 dams. TSSWCB is contracting for engineering services and signing grant agreements with sponsors for construction on these dams. Since 2014, total federal dam rehabilitation funding provided by NRCS to TSSWCB is \$126.3 million on 172 dams. State matching funds for rehab construction obligated to date is \$56.2 million.

#### *Federal Dam Rehabilitation Activities:*

- Federal Rehab Planning on 2 dams is underway.
- Designs underway on 6 dams.
- Construction underway on 3 dams.

### **TEXAS NONPOINT SOURCE MANAGEMENT PROGRAM**

The federal Clean Water Act (CWA) requires states to develop a program to protect the quality of water resources from the adverse effects of Nonpoint Source (NPS) water pollution. The Texas NPS Management Program is the State's official roadmap for addressing NPS pollution and is jointly administered by the TSSWCB and the TCEQ. The program publication is updated every five years. The 2022 Texas NPS Management Program was approved by the U.S. Environmental Protection Agency (EPA) in August 2022. The Texas NPS Management Program utilizes baseline water quality management programs and regulatory, voluntary, financial, and technical assistance approaches to achieve a balanced program. NPS pollution is managed through assessment, planning, implementation, and education. The TSSWCB and the TCEQ have established goals and objectives for guiding and tracking the progress of NPS management in Texas.

On March 12, 2025, TSSWCB distributed the 2024 Annual Report on Managing NPS Water Pollution in Texas to all SWCDs; the report is jointly published by the TSSWCB and the TCEQ. To continue receiving CWA §319(h) funds, the State must annually report to EPA on success in achieving the goals and objectives of the Texas NPS Management Program. The report highlights the State's efforts during FY2024 to collect data, assess water quality, implement projects that reduce or prevent NPS pollution, and educate and involve the public to improve and maintain the quality of water resources. The report is available at <https://www.tsswcb.texas.gov/about/agency-reports>.

Implementation of the Texas NPS Management Program involves partnerships among many organizations. With the extent and variety of NPS issues across Texas, cooperation across political boundaries is essential. Many local, regional, state, and federal agencies play an integral part in managing NPS pollution, especially at the watershed level. SWCDs are vital partners in working with landowners to implement BMPs that prevent and abate agricultural and silvicultural NPS water pollution.

Multiple water quality programs administered by and/or coordinated through TSSWCB collectively represent the agency's efforts in supporting the goals and objectives of the Texas NPS Management Program including:

- Nonpoint Source Grant Program
- Total Maximum Daily Load (TMDL) Program

- Watershed Protection Plan (WPP) Program
- Water Quality Management Plan (WQMP) Program
- Coastal Coordination Advisory Committee Function
- Texas Groundwater Protection Committee Function

More information on the Texas NPS Management Program is available at <https://www.tsswcb.texas.gov/programs/texas-nonpoint-source-management-program>

#### ***Nonpoint Source Grant Program***

The NPS Grant Program is administered by the TSSWCB for the purpose of providing funding as grants to cooperating entities for activities that address the goals and objectives stated in the Texas NPS Management Program. The Texas Legislature and the U.S. Congress (through the EPA) provide funding to the TSSWCB to administer the agricultural and silvicultural components of the Texas NPS Management Program through the TSSWCB NPS Grant Program.

Agricultural and silvicultural NPS pollution prevention and abatement activities that can be funded through the NPS Grant Program include the following: development and implementation of nine-element WPPs and the NPS portion of TMDL Implementation Plans (I-Plan), surface water quality monitoring, demonstration of innovative BMPs, technical assistance and financial incentives for the development and implementation of WQMPs, public outreach/education, and monitoring activities to determine the effectiveness of specific pollution prevention methods.

More information on the TSSWCB NPS Grant Program is available at <https://www.tsswcb.texas.gov/programs/texas-nonpoint-source-management-program>

#### ***Clean Water Act §319(H) Grant Funding***

Congress enacted §319(h) of the CWA in 1987, establishing a national program to control NPS water pollution. Through §319(h), federal funds are provided annually through the EPA to states for the implementation of each State's NPS Management Program. Texas' share of the §319(h) funding is divided equally between the TCEQ and the TSSWCB. Over the past two years, the State's allocation has been approximately \$7 million per year.

TSSWCB is currently administering approximately \$12 million in unliquidated federal funds from FY2021 – FY2025 CWA §319(h) allocations. There are currently 42 ongoing §319(h) grant-funded projects addressing a wide array of agricultural and silvicultural NPS issues. Specific project activities include implementing BMPs to abate NPS pollution from animal feeding operations, grazing livestock operations and row crop operations; providing technical assistance through SWCDs for the development of WQMPs; providing financial incentives for implementing certain BMPs prescribed in WQMPs; supporting various targeted educational programs; developing and implementing WPPs and implementing the NPS portion of TMDL I-Plans.

Quarterly progress reports for ongoing projects were received by January 1, 2025; April 1, 2025; July 1, 2025, and October 1, 2025. To date, reports have been received for 100% of the projects. These reports are entered semi-annually into EPA's Grants Reporting and Tracking System.

On August 8, 2025, NPS staff issued the FY2026 Request for Proposals (RFP) for the NPS Grant Program. The RFP was published in the Texas Register, posted on the TSSWCB website, and all SWCDs and cooperating entities were notified of this funding opportunity.

NPS staff identified priority areas and activities for this funding cycle based on the Texas NPS Management Program and the 2024 Integrated Report. The deadline for proposal submission was September 19, 2025. A total of 30 proposals were received.

#### ***State Grant Funding***

The Texas Legislature has appropriated funds to the TSSWCB for the purpose of planning, implementing, and managing programs and practices for preventing and abating agricultural and silvicultural NPS water pollution in impaired watersheds. On September 17, 2009, the TSSWCB approved a revised TSSWCB Policy on TMDLs and Watershed Planning, Assessment, and Implementation Activities, which provides guidance to staff on directing state appropriations for the NPS Grant Program. The TSSWCB has approved operating budgets for FY2024, FY2025, and FY2026 that allocated a total of \$2.8 million in state funds to the NPS Grant Program.

There are currently 9 ongoing state funded projects addressing an array of agricultural and silvicultural NPS issues. These projects are primarily being used to implement agricultural NPS components of TMDL I-Plans; conduct recreational use attainability analyses (RUAs); support increased analytical infrastructure at public bacterial source tracking (BST) laboratories; demonstrate innovative BMPs on animal feeding operations and grazing lands; and collect and analyze water quality data for watersheds with impaired waterbodies.

Quarterly progress reports for ongoing projects were received by December 1, 2024; March 1, 2025; June 1, 2025; and September 1, 2025. To date, reports have been received for 100% of the projects.

#### ***Total Maximum Daily Load Program***

The CWA requires Texas to identify lakes, rivers, streams, and estuaries failing to meet or not expected to meet water quality standards and not supporting their designated uses (swimming, drinking, aquatic life, etc.). This list of impaired waterbodies is known as the Texas 303(d) List and must be submitted to the EPA for review and approval every two years. The 2024 Texas Integrated Report for CWA §§305(b) and 303(d) was approved by EPA on November 13, 2024.

The State must then establish a TMDL for certain waterbodies identified on the 303(d) List. A TMDL defines the maximum amount of a pollutant that a waterbody can assimilate on a daily basis and still meet water quality standards. The pollution reduction goal set by the TMDL is necessary to restore attainment of the designated use of the impaired waterbody.

The TMDL allocates pollutant loads between point sources and nonpoint sources. It also takes into account a margin of safety, which reflects uncertainty and future growth. Based on the environmental target of the TMDL, an I-Plan is then developed that prescribes the measures necessary to mitigate anthropogenic (human-caused) sources of that pollutant in that waterbody. The I-Plan specifies limits for point source dischargers and recommends BMPs for nonpoint sources. It also lays out a schedule for implementation. Together, the TMDL and the I-Plan serve as the mechanism to reduce the pollutant, restore the full use of the waterbody, and remove it from the 303(d) List. EPA must approve the TMDL, but the I-Plan only requires State approval.

TSSWCB shares responsibility with TCEQ for the development and implementation of TMDLs. On September 27, 2006, at a joint meeting, the TSSWCB and the TCEQ renewed this partnership and approved a revised Memorandum of Agreement on Total Maximum Daily Loads, Implementation Plans, and Watershed Protection Plans. This framework for collaboration between the two agencies describes the programmatic mechanisms employed to develop and implement TMDLs and I-Plans.

TSSWCB is engaged in implementation activities that support approved I-Plans addressing agricultural or silvicultural NPS load reductions described in adopted TMDLs; collaborating with stakeholders on the development of I-Plans for adopted TMDLs that contain agricultural or silvicultural NPS load reductions; and actively engaged in the development of TMDLs for waterbodies impaired due to known or suspected agricultural or silvicultural NPS pollution.

TSSWCB funded activities are mitigating bacteria, dissolved oxygen, phosphorus, and salinity impairments through TMDLs and I-Plans.

In order to abate agricultural and silvicultural NPS pollution, TMDLs and I-Plans will implement components of other TSSWCB Programs, such as the WQMP Program. Additionally, the TSSWCB NPS Grant Program serves as a funding source to implement the agricultural and silvicultural NPS components of I-Plans. These programs are described in detail in other sections of this Report.

More information on the TSSWCB TMDL Program is available at:

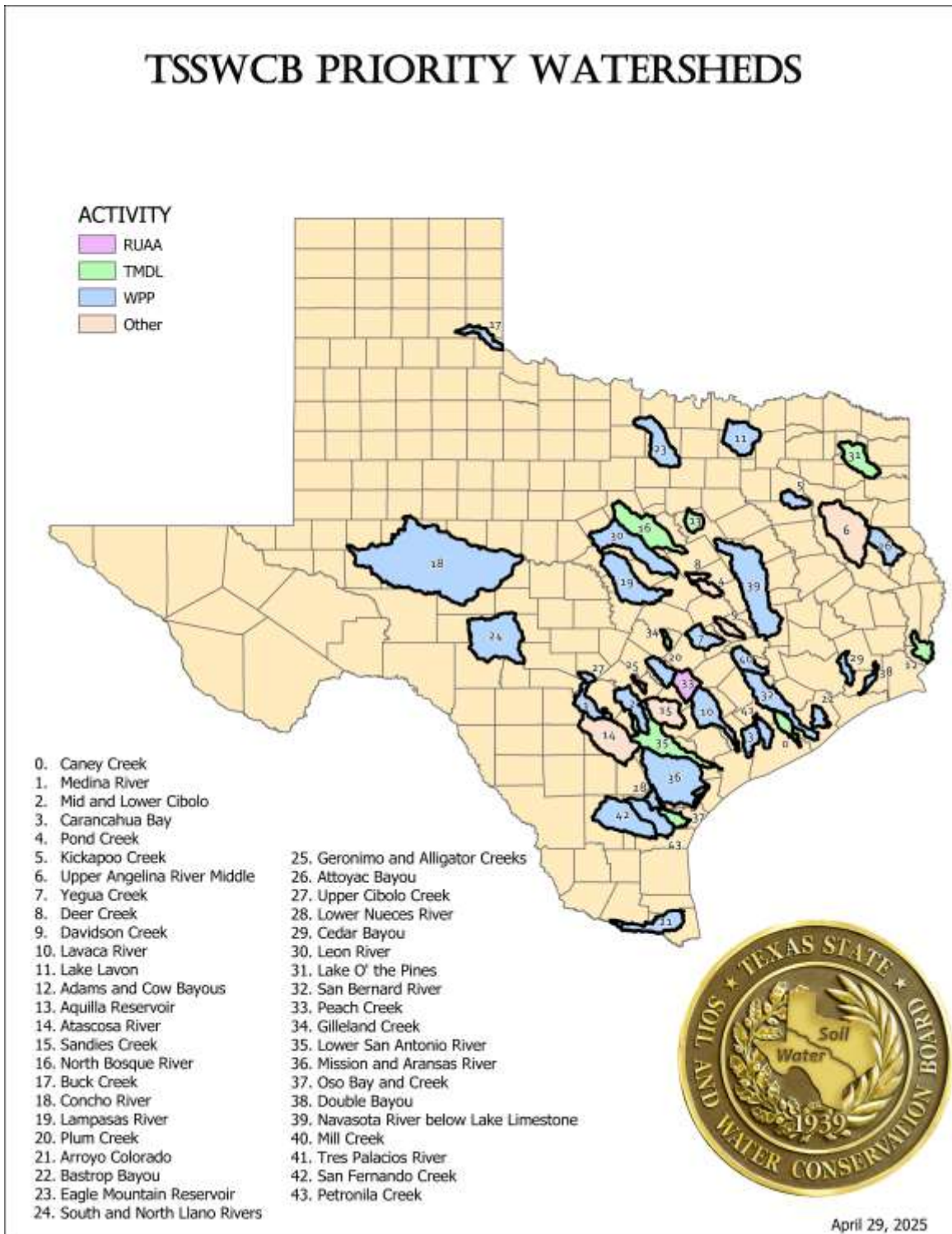
<https://www.tsswcb.texas.gov/programs/texas-nonpoint-source-management-program/total-maximum-daily-load-program>

#### ***Watershed Approach to Water Quality Planning and Implementation***

Protecting the State's rivers, streams, lakes, bays, and aquifers from the impacts of NPS pollution is a complex process. Texas uses a Watershed Approach to focus efforts on the highest priority water quality issues of both surface and ground water. The Watershed Approach is based on the following principles:

- Geographic focus based on hydrology rather than political boundaries
- Water quality objectives based on scientific data
- Coordinated priorities and integrated solutions
- Diverse, well-integrated partnerships

The TSSWCB applies the Watershed Approach to managing NPS pollution by channeling its efforts to restore and protect water quality through the development and implementation of WPPs and TMDLs. Specific watersheds where agricultural and/or silvicultural NPS pollution is contributing to a water quality impairment or concern to an extent which TSSWCB believes is sufficient to justify expenditure of agency resources are shown in Figure 3 on page 17. This list of "priority" watersheds is frequently updated by the TSSWCB.



**Figure 3.** TSSWCB Priority Watersheds

### *Watershed Protection Plan Program*

WPPs are locally driven mechanisms for voluntarily addressing complex water quality problems that cross multiple jurisdictions. WPPs are coordinated frameworks for implementing prioritized water quality protection and restoration strategies driven by environmental objectives. Through the watershed planning process, TSSWCB encourages stakeholders to holistically address all the sources and causes of impairments and threats to both surface and groundwater resources within a watershed.

WPPs serve as tools to better leverage the resources of local governments, state and federal agencies, and non-governmental organizations. WPPs integrate activities and prioritize implementation projects based upon technical merit and benefits to the community, promote a unified approach to seeking funding for implementation, and create a coordinated public education program. Developed and implemented through diverse, well integrated partnerships, a WPP assures the long-term health of the watershed with solutions that are socially acceptable and economically viable, which achieve environmental goals for water resources. Adaptive management is used to modify the WPP based on an ongoing science-based process that incorporates new knowledge into decision-making.

EPA requires certain expenditures through CWA §319(h) grants to be in accordance with a WPP. TSSWCB provides technical and financial assistance to local stakeholder groups to develop and implement WPPs to address significant agricultural or silvicultural NPS issues. Additionally, TSSWCB staff provide technical assistance in developing WPPs, which are funded and facilitated by other entities, such as TCEQ.

Partnerships with the Texas A&M AgriLife Extension Service, the Texas Water Resources Institute and the TCEQ have resulted in the development of training programs for local stakeholder groups and watershed coordinators. The Texas Watershed Steward Program (<http://tw.s.tamu.edu/>) supports the development and implementation of WPPs by promoting a sustainable proactive approach to managing water quality at the local level by empowering individuals to take leadership roles in the management of water resources. The Texas Watershed Planning Short Course (<http://watershedplanning.tamu.edu/>) delivers training to watershed coordinators and water resource professionals to ensure WPPs are adequately planned, coordinated, implemented, and results properly assessed and reported. In order to build upon the fundamental knowledge conveyed through the Short Course, the State hosts Watershed Coordinator Roundtables (<http://watershedplanning.tamu.edu/developing/roundtable>) semi-annually to continue dialogue between watershed coordinators in order to facilitate interactive solutions to common issues being faced statewide.

WPPs currently sponsored by TSSWCB have significant agricultural or silvicultural NPS pollution components and are all funded through NPS Grants. While WPPs sponsored by TCEQ have significant water quality issues related to urban NPS pollution or wastewater treatment, most, to varying degrees, have agricultural or silvicultural NPS pollution components as well. There are several other watershed planning efforts across the state which are funded and sponsored by entities and agencies other than the TSSWCB or the TCEQ.

To abate agricultural and silvicultural NPS pollution, WPPs will implement components of other TSSWCB Programs, such as the WQMP Program.

More information on the TSSWCB WPP Program is available at <https://www.tsswcb.texas.gov/programs/texas-nonpoint-source-management-program/watershed-protection-plan-program>

## **WATER QUALITY MANAGEMENT PLAN PROGRAM**

The WQMP Certification Program, established by the enactment of S.B. 503 in 1993, offers a voluntary mechanism that provides assurances to the participant that their agricultural and/or land management conservation activities are designed and implemented in a manner that is consistent with achieving state water quality standards. It also provides assurance to the State of Texas that the participant is in compliance with all rules and regulations related to water quality.

Additionally, this affords certain benefits to each participant, such as confidentiality, financial assistance toward implementing the WQMP, as well as ensure that any water quality complaints are resolved through the TSSWCB and the local SWCD.

From September 1, 2024, through August 31, 2025, there have been 190 new WQMPs certified on 91,109 acres. There have also been 150 applications approved for financial incentives in the amount of \$3,376,702.23 to assist producers with the implementation of agricultural NPS pollution abatement practices. More information about the WQMP Program is available at: <https://www.tsswcb.texas.gov/programs/water-quality-management-plan>

## **POULTRY WATER QUALITY MANAGEMENT PLAN PROGRAM**

In 1994, the TSSWCB began assisting poultry operations with the establishment of the Northeast Texas Regional Office in Mt. Pleasant.

In 1997, the Texas Legislature passed S.B. 1910, which required all poultry farms to have a TCEQ-approved method of dead bird disposal. It was during this time that requests for poultry WQMPs significantly increased due to pursuit of cost-share for mandated mortality management. This activity intensified the TSSWCB's poultry initiative.

In 2001, the 77<sup>th</sup> Legislature passed S.B. 1339, which requires all commercial poultry facilities in Texas to operate in accordance with a WQMP certified by the TSSWCB. The review and certification process assures the plan includes appropriate practices, management measures, and schedules of implementation.

In 2004, large dry-litter poultry farms were first defined as concentrated animal feeding operations (CAFOs) due to changes made by the U.S. EPA to the federal regulations. In 2006, TCEQ adopted new rules to allow CAFO size dry-litter poultry farms an exemption to permitting if they obtain and follow a WQMP certified by the TSSWCB.

In 2009 the 81<sup>st</sup> Texas Legislature passed S.B. 1693 which prohibits the TSSWCB from certifying or re-certifying a WQMP for a farm that is likely to cause a nuisance odor for neighbors within ½ of one mile of the farm unless it obtains an odor control plan. It also requires owners of new farms to complete an odor control prevention course from the Poultry Science Unit of the Texas AgriLife Extension Service.

The TSSWCB Nacogdoches Poultry Program Office was established in 2003, while the Gonzales and Leon County offices were established in 2007, each located in heavily poultry populated areas of the state and each also served the poultry producers in surrounding counties. Beginning in FY2025, the Nacogdoches office began serving the area formerly served by the Leon County office. Poultry staff in the Nacogdoches and Gonzales

offices serve 33 counties, which account for about 72% of the currently over 1,160 existing dry-litter poultry farms in Texas.

Program staffing now consists of (1) Program Supervisor and (5) Natural Resources Specialists to assist poultry producers primarily in those 33 counties but are available for other counties as needed. In addition, the TSSWCB regional office staffs also assist poultry producers in their areas across the state.

Currently, the TSSWCB is aware of 1,163 total dry-litter poultry farms, of which 597 (51%) are defined as Concentrated Animal Feeding Operations (CAFOs). However, there is an ongoing challenge of identifying new poultry farms continually being constructed and put into production, others going out of business, farms changing bird placement numbers, which can affect their animal feeding operation (AFO)/CAFO status and locating other poultry farms not yet identified.

In FY2026, staff in the Poultry WQMP Program continue to develop, update, and review WQMPs for poultry producers and provide assistance with all issues related to the Poultry WQMP Program. Poultry program staff work with about 838 (72%) of the 1,163 total farms. Regional office staff assist the other 325 farms. Approximately 512 (44%) of the estimated 1,163 dry-litter poultry farms in Texas are located in a 13-county area surrounding Nacogdoches, which are worked by poultry program staff. About 233 (46%) of the 512 farms in the 13-county area are large enough to be defined as CAFOs, which require inspections conducted by the TSSWCB staff, which could result in needed revisions to their WQMP. In addition, the other existing 279 WQMPs are reviewed regularly for needed updates and revisions. The TSSWCB Poultry Program Office also assists other SWCDs in the state with poultry WQMP development, revision, and complaint investigations as needed.

Since 2009, there have been 379 new odor control plans, 149 transfers and 45 revisions submitted to TCEQ for approval.

#### **COASTAL COORDINATION ADVISORY COMMITTEE**

The Texas Coastal Management Program (CMP) was created to coordinate state, local, and federal programs for the management of Texas' coastal resources. The federally approved program brings approximately \$2.2 million in federal Coastal Zone Management Act (CZMA) funds to Texas annually, most of which goes to state and local entities to implement projects and program activities. Texas is one of only a handful of coastal states that pass substantial amounts of CZMA funds through to coastal communities for projects in the coastal zone.

The Texas General Land Office (GLO) and the Land Commissioner are responsible for coordinating activities associated with the CMP. The Coastal Coordination Advisory Committee (CCAC), established by the Texas Legislature, advises the Land Commissioner on matters related to implementation of the CMP; the TSSWCB is a statutorily-authorized member of the CCAC.

The federal Coastal Zone Act Reauthorization Amendments (CZARA), §6217, requires each state with an approved CMP to develop a federally approvable program to control coastal NPS pollution. A Coastal NPS Pollution Control Program workgroup was created to develop this document. The National Oceanic and Atmospheric Administration (NOAA) and the EPA jointly administer the program at the federal level. In Texas, the TSSWCB and the TCEQ hold primary responsibility for the program's development and implementation.

Section 6217 calls for implementation of management measures, §6217(g), that will control significant NPS pollution to coastal waters. Six source categories are addressed by these measures: agriculture, forestry, urban

and developing areas, marinas, wetland/riparian areas, and hydromodification. States can use voluntary approaches combined with existing state authorities to achieve implementation of management measures. However, if the voluntary mechanisms are not effective, states must have backup enforcement authorities in place to ensure that management measures are implemented.

NOAA and EPA originally approved Texas's Coastal NPS Pollution Control Program subject to certain conditions set forth in the Findings for the Texas Coastal NPS Pollution Control Program, transmitted to the state on October 16, 2003. Since then, Texas has worked closely with NOAA and EPA to address those conditions. In May 2022, NOAA and EPA stated that Texas had fully satisfied the 2003 conditions of approval the federal agencies placed on the state's coastal NPS program.

The TSSWCB is responsible for implementing the agricultural and silvicultural management measures of the program. Mechanisms the TSSWCB uses to abate agricultural and silvicultural NPS pollution in the coastal zone include: the agency's WQMP Program, the CWA §319(h) NPS Grant Program, the TMDL Program, and the WPP Program.

Many of the WPPs and TMDLs that the TSSWCB is engaged in are in the coastal zone. WPPs being developed or implemented in the Coastal Zone include Arroyo Colorado, Bastrop Bayou, Armand Bayou, Cedar Bayou, Double Bayou, Dickinson Bayou and San Bernard River, Highland Bayou, Lower Nueces River, Tres Palacios River, Carancahua Bay, Lavaca River, San Fernando Creek and Petronila Creek. TMDLs being developed or implemented in the Coastal Zone include Adams and Cow Bayous, Clear Creek, Copano Bay, Aransas and Mission Rivers, Dickinson Bayou, and Oso Bay and Creek.

Fifteen SWCDs are located in the Coastal Management Zone and work with landowners to develop and implement WQMPs on agricultural land. Implementation of the silvicultural management measures in the Coastal Zone is through a CWA §319(h) NPS grant to the Texas A&M Forest Service.

CMP information can be found at <http://www.glo.texas.gov/coast/grant-projects/cmp/index.html>

More information on the Texas Coastal NPS Pollution Control Program is available at: <https://www.tsswcb.texas.gov/index.php/programs/texas-nonpoint-source-management-program/coastal-nonpoint-source-pollution-control-program>.

#### **TEXAS GROUNDWATER PROTECTION COMMITTEE FUNCTION**

Established by the Texas Legislature in 1989, the Texas Groundwater Protection Committee (TGPC) bridges the gap between State groundwater programs, improves coordination between member agencies, and works to protect groundwater as a vital resource. The TSSWCB is a statutorily-authorized member of the TGPC.

The Texas Water Code sets nondegradation of the State's groundwater resources as the goal for all State programs and asserts that groundwater be kept reasonably free of contaminants that interfere with its present and potential uses. The TGPC implements the State's groundwater protection policy which:

- Requires that pollution discharges, waste disposal and other regulated activities not harm public health or impair current or potential groundwater use
- Recognizes the variability between aquifers
- Acknowledges the importance of water quality

- Balances the protection of the environment and the long-term economic health of the state
- Recognizes the use of the best professional judgment of the responsible state agencies to implement the policy

The Texas Water Code requires that the TGPC biennially prepare a report that provides recommendations to improve groundwater protection for legislative consideration and describes the TGPC's activities for the preceding biennium. The report, Activities and Recommendations of the Texas Groundwater Protection Committee – Report to the 88th Legislature, was approved by the TGPC and published in January 2023, by TCEQ.

Mechanisms the TSSWCB implements in order to prevent and abate agricultural and silvicultural NPS pollution impacting groundwater include the agency's WQMP Program, CWA §319(h) NPS Grant Program, State NPS Grant Program, TMDL Program, and WPP Program. These programs are described in detail in other sections of this Report. High priority aquifers where the TSSWCB has historically committed agency resources include the Seymour Aquifer and the Ogallala Aquifer. More information on the TGPC is available at <http://www.tgpc.texas.gov>.

## **INFORMATION TECHNOLOGY**

### *Information Technology Assistance*

The TSSWCB continued providing IT assistance to Texas SWCDs through a variety of means. The agency administers a grant to reimburse cellular Internet service expenses, offering flexible connectivity for SWCD employees working remotely or in an office environment. TSSWCB also provides SWCDs with email accounts, cloud-based office productivity applications and cloud storage.

The agency offers technical advice and support to SWCD employees and administers domain name system hosting for the [swcd.texas.gov](http://swcd.texas.gov) domain used by Texas SWCDs.

Following adoption of House Bill 3834, which requires cybersecurity training for local governments, the TSSWCB serves as the liaison between SWCDs and the Texas Department of Information Resources (DIR) to help ensure SWCDs have the opportunity to meet state requirements for training their directors and employees.

### *Cybersecurity Enhancements*

The agency continues to rollout endpoint detection and response clients to its fleet of laptops and PCs. This system utilizes artificial intelligence and feedback from other agency clients to help protect systems from malicious actors and emerging threats. TSSWCB is utilizing a funding opportunity from the Texas Department of Information Resources to cover the cost of the service.

Additionally, the agency continues migration to an improved VPN that will ease future management of the service used by employees to securely connect to protected agency resources. This project is composed of open-source software requiring no additional cost to the agency for software, licensing or maintenance.

### *PC Hardware Replacement*

Work continued on the replacement of the oldest agency desktop PCs with more capable and reliable units. This work is part of a continuous process to lessen the risk of unacceptable levels of downtime that could occur

following PC hardware failures. All of the machines replaced were at the PC life cycle recommendations from DIR. All PC purchases are made in accordance with DIR guidelines through a DIR-approved vendor.

## **PUBLIC INFORMATION AND EDUCATION**

The purpose of the public information/education program is to provide leadership and coordination of information/education programs relating to the agency and district programs, services, operations, and resources. The TSSWCB prepares and disseminates public information relative to the agency and district functions, programs, events, and accomplishments for the public and to farmers and ranchers. The TSSWCB staff coordinates seminars, conferences, workshops, displays at trade shows, and training for district directors, district bookkeepers, conservation professionals, youth groups, and other entities. Staff provides guidance to districts with their own individual information/education programs as well as regional and state information/education programs initiated by districts. Staff prepares and disseminates press releases, news stories, and printed promotional products. The TSSWCB monitors the use of the publications and information. Staff represents the agency as needed with various information/education groups and entities. The TSSWCB has a cooperative agreement with the Association of Texas Soil and Water Conservation Districts to provide assistance and help coordinate district involvement and participation with the Association of Texas SWCD's Information/Education Committee and its programs.

### ***SWCD Director & Employee Workshop***

The SWCD Director & Employee Workshop was held on April 8-9, 2025, with over 110 in attendance. The purpose of the workshop is to provide training specifically for newly elected soil and water conservation district directors, although all district directors and district employees are encouraged to attend the training. In addition, a cooperative effort with the USDA-NRCS permits a limited number of new NRCS district conservationists to attend the training.

Key topics addressed in the training were:

- History, powers, and duties of the TSSWCB
- Interaction with different authorities of the local SWCD, TSSWCB, and the NRCS
- Qualifications, terms, and duties of SWCD director
- General powers and duties of SWCDs
- Proper method of conducting a local SWCD meeting
- Overview of current TSSWCB program responsibilities
- Ethics training for SWCD directors
- Equal employment opportunity training for SWCD directors
- Fiscal operations and responsibilities of SWCDs
- Relationships between other state and national conservation organizations
- Required training in Texas Open Government Laws through the Office of the Texas Attorney General

### ***2025 Texas Conservation Awards Program***

Each year, the TSSWCB and the Association of Texas Soil and Water Conservation Districts co-sponsor the Texas Conservation Awards Program to recognize and honor those who dedicate themselves and their talents to the conservation and wise use of renewable natural resources. The 2025 Awards Program marks the 47<sup>th</sup> year of this joint program. Local districts select their outstanding individuals as winners and submit them at the end of January each year for regional judging.

Those selected as regional winners are honored each May at area awards banquets. From these area winners, a state winner is selected for the Outstanding Conservation Districts, Outstanding Conservation Teacher, Poster Contest, and the Essay Contest. These individuals are invited to the Annual State Meeting for recognition. The conservation awards program provides competition and incentives to expand and improve conservation efforts, resource development, and increase the wise utilization of renewable natural resources. As a result, SWCDs, and both rural and urban citizens of Texas reap the benefits.

### ***Soil Stewardship Public Speaking Contest***

The Soil Stewardship Public Speaking Contest is open to high school FFA students interested in soil, water, and related renewable natural resource conservation. The contest is aimed at broadening students' interest and knowledge of conservation and how individuals must depend on and take care of the world around them for survival. The contest is coordinated through the Texas FFA, with contests at the local, area, and state level. District winners compete in the 12 state FFA areas and the first and second place winners at the area level compete for the state title. The theme of the 2025 contest was "Life Beneath Our Feet." The State Speaking Development Events were held on June 3-4 at Tarleton State University.

This project is a partnership between the Texas FFA, the Agriculture Teacher's Association of Texas, the TSSWCB, and the Association of Texas Soil and Water Conservation Districts. The State Winner of the Soil and Water Stewardship Public Speaking Contest is invited to attend the Annual State Meeting each year and asked to deliver their winning address.

2025 Texas FFA Soil Stewardship Public Speaking Contest Winners:

- 1st Place, receiving a \$4,000 scholarship: Katelyn Krenek, Bellville FFA
- 2nd Place, receiving a \$3,000 scholarship: Ciara Hays, Llano FFA
- 3rd Place, receiving a \$2,000 scholarship: Madison McClure, Cleburne FFA

### ***Wildlife Alliance for Youth***

The Wildlife Alliance for Youth (WAY) contests offer opportunities at the local district level for 4-H and FFA students to demonstrate their knowledge of the outdoors on wildlife habitat and management, wildlife laws, sportsmanship, and other factual information on wildlife. The program offers awards to the highest scoring FFA chapter in each of the five state regions, as well as awards to the first, second, and third place high scoring teams at the state event. The benefit of the program enables students to become involved in conservation and obtain an appreciation for wildlife.

Agriculture Science students, who compete in the WAY Contest, first acquire the foundational knowledge and skills for this event through the Ag Science 381-Wildlife and Recreation Curriculum. The WAY contests address the following nine subject areas in wildlife and recreation management: Wildlife Plant Identification; Wildlife Plant Preferences; Wildlife Biological Facts; Wildlife Habitat; Habitat Management; Game Laws; Hunter and Boater Safety; and Identification Techniques. FFA and 4-H youth should have an understanding of these subject areas before they compete.

The WAY contests are held in the five TSSWCB geographical areas. Area IV (East Texas) holds their contest in the fall. Area V (North Central), Area I (Panhandle), Area II (West Texas) and Area III (South Texas) all hold their contests in the spring. Each team is certified to the area level by their local SWCD.

The WAY State Contest rotates each year to one of the five TSSWCB geographical areas of the state. Over 1,000 youth participate in the regional contests and statewide contest competition.

The TSSWCB, Association of Texas Soil and Water Conservation Districts, USDA-NRCS, Texas Parks and Wildlife Department, Texas A&M University, Cooperative Extension service, and the Texas Education Agency, along with SWCDs, all partner in the success of the youth organization.

#### ***Nonpoint Source Pollution Watershed Flow Model***

The NPS model is a hands-on representation of a landscape that allows students to understand how water sources can become polluted from NPSs. The plastic landscape structure has industrial, undeveloped, agricultural, residential, and roadway features complete with individual houses, trees, cars, tractors, and cows. When “rain” falls on the model, the runoff flows into a city lake. Using various products to add color to the water, the model demonstrates how potential pollutants are picked up by run-off.

The model is a layout of a watershed that includes all the factors that may contribute to polluting our water. The model showcases urban features such as factories, parking lots, construction sites, lawn chemicals, and golf courses. As well as rural features such as forested land, dairies, feedlots, cropland, and pastureland.

To demonstrate how each type of potential pollutant can enter a water body, Kool-Aid and cocoa powder are used to color “runoff”. Grape Kool-Aid is used to represent pollution from factories, as well as oil from parking lots and roads. Orange Kool-Aid represents pollution from lawn chemicals, golf courses, and cropland and pastureland chemicals. Cocoa powder is used to represent pollution from construction sites, forested land, dairies, and feedlots. The Kool-Aid and cocoa powder are sprinkled on the model in the areas that represent each type of pollutant.

Once all the pollutants are sprinkled on the model, a spray bottle filled with water is used to represent rainfall. As the pollutants get wet and start to run off the students can see how the water carries them to the streams and into the lake where we get our drinking water. Once all the pollutants have run into the lake the students can see how these factors have the potential to make surface waters unattractive and unsafe. This demonstration leads to a discussion about how to protect water quality and prevent our water from looking like the model.

The model was utilized by many SWCDs across the state, impacting over 700 students.

#### **TEXAS INVASIVE SPECIES COORDINATING COMMITTEE**

The Texas Invasive Species Coordinating Committee (TISCC) was established by the 81<sup>st</sup> Texas Legislature in 2009 (S.B. 691) and is administratively attached to the TSSWCB. The member agencies of the TISCC are the Texas Department of Agriculture, the Texas Parks and Wildlife Department, the TSSWCB, the Texas A&M AgriLife Extension Service, the Texas A&M Forest Service, the Texas Water Development Board and the Texas Animal Health Commission.

The TISCC provides a forum for developing interagency strategies and policies for invasive species control. Its member agencies cooperate through an orderly exchange of information, jointly held meetings, and the appointment of sub-committees and working groups in order to facilitate development of effective and timely state responses to invasive species, and to make recommendations to the leadership of state departments and agencies regarding research, technology transfer, and management actions related to invasive species control.

Many of TSSWCB's programs support the State's invasive species management goals and contribute to achieving the goals and objectives of the TISCC. For example, while the agency's Rio Grande Vegetative Management Program is directed towards improving border security, carrizo cane is also an invasive species; therefore, this program also supports the State's invasive species management goals.

The TISCC met in person on November 12, 2025, at the Texas Department of Agriculture Office. Through the meetings a Chairmen and Vice-Chair were elected.

More information regarding the TISCC is available at <http://www.tiscc.texas.gov/>.

## **RIO GRANDE VEGETATIVE MANAGEMENT PROGRAM**

### *Improving Border Security and Restoring Ecosystem Function of the Rio Grande Through Invasive Species Control*

Large dense stands of non-native carrizo cane (*Arundo donax*) occupy the banks and floodplains of the Rio Grande, thwarting law enforcement efforts along the international border, impeding and concealing the detection of criminal activity, restricting law enforcement officers' access to riverbanks, and impairing the ecological function and biodiversity of the Rio Grande. As a result of this weed's high evapotranspiration capacity, infestations threaten water supplies for agricultural and municipal drinking water uses in south Texas. In order to help achieve the Governor's border security priorities, the Texas Legislature, in 2015, directed the TSSWCB to develop and implement a Rio Grande Carrizo Cane Eradication Program (RGCCEP). In June 2025, Section 201.0225, Agriculture Code, was amended to change the name of the Rio Grande Carrizo Eradication Program (RGCCEP) to the Rio Grande Vegetative Management Program (RGVMP) stating that "The state board shall develop and implement the Rio Grande Vegetative Management Program to manage Carrizo cane and other noxious vegetation that impedes border security along the Rio Grande River. Comprehensively addressing the impacts of carrizo cane on border security is paramount to the program, while also accruing benefits to the ecosystem health of the Rio Grande and water user groups in south Texas. Due to the diversity of biological, legal, and cultural issues associated with control of carrizo cane along the 1,255-mile Rio Grande international border, the RGVMP takes an ecosystem-based approach that integrates the use of biological, chemical, and mechanical controls to manage carrizo cane along the Rio Grande. This approach promotes restoration of treated areas with beneficial native plants and necessitates a long-term maintenance and monitoring program to ensure control is successful. More information on the RGVMP is available at <http://www.tsswcb.texas.gov/arundo>.

A grand total of 2,609 acres of Carrizo Cane has been treated since the beginning of FY25 for a total cost of \$3,180,000.00.

Staff have been consulting with landowners and evaluating areas for future treatment and working with the Texas Department of Public Safety and Border Patrol to determine priority areas.

## **ON-THE-GROUND CONSERVATION PROGRAM**

The On-The-Ground Conservation Program was created by Senate Bill 1118 during the 87th Texas Legislative Session and was signed into law by the Governor to be effective September 1, 2021. The new law enhances the Texas State Soil and Water Conservation Board's (TSSWCB) jurisdiction to include a wide range of natural resource priorities, authorizes the agency to provide voluntary technical and financial assistance toward the implementation of conservation practices to address those priorities, and directs the agency to form partnerships -

and seek out funding opportunities from other federal, state, or local governmental agencies and private entities. The primary focus of this new program is implementation, especially in partnership with other efforts that offer educational, research, or other activities. This new program received a direct appropriation during the 88th Texas Legislature, however, the TSSWCB is actively pursuing all potential sources of funding to address its eligible natural resource priorities.

#### *Eligible Natural Resource Priorities*

- Improve soil health characteristics
- Conserve and manage water resources
- Prevent and manage flooding
- Control invasive and nuisance species
- Improve resilience to weather extremes, climate variability, and natural disasters
- Protect and enhance native habitats, including the protection of endangered species
- Mitigate and reduce soil erosion
- Restore land damaged by development
- Sequester carbon to provide environmental benefits

#### *Program Development and Stakeholder Involvement*

The TSSWCB is currently in the process of developing this new program and is committed to keeping it flexible so that it will be as useful as possible in assisting Texas landowners in installing conservation practices that enhance agriculture and protecting the environment. The agency is committed to using an extensive and inclusive stakeholder process during the development process and the program's ongoing administration. An initial stakeholder meeting was conducted on October 6, 2021.

#### *Project Implementation*

The TSSWCB has received a grant in FY22 for \$700,000 from USDA-Natural Resources Conservation Service (NRCS) to assist in implementing the Conservation Reserve Program (CRP). To date, the TSSWCB has performed annual status reviews and field verifications on current CRP contracts on more than 179,000 acres. During FY23 TSSWCB received an additional \$285,000 to the existing contract to continue implementation of CRP plans. In FY25 the agreement was extended through November 2026

TSSWCB partnered with Texas A&M AgriLife Research (AgriLife) on the Texas Climate-Smart Initiative (TCSI). The initiative was funded by USDA-NRCS through their Partnerships for Climate Smart Commodities. The TSSWCB received approximately \$42 million through this five-year grant to target the soil health priority of the On-The-Ground Conservation Program codified at Agriculture Code, §201.351. AgriLife and TSSWCB staff received notice April 14, 2025 that the Partnerships for Climate Smart Commodities (PCSC) program was terminated effective April 13, 2025. USDA announced in the same press release that the agency is creating a new program called Advancing Markets for Producers (AMP) and invited AgriLife to apply for the funding available through AMP. The following conditions must be met by PCSC partners to be eligible for the AMP group program:

1. A minimum of 65% of federal grant funds must go to producers
2. Grant recipients must have enrolled at least one producer as of 12/31/2024
3. Grant recipients must have made a payment to at least one producer as of 12/31/2024

TCSI meet criteria 2 and 3 but only has 60% of the pre-existing grant total going to producers as incentive payments. AgriLife drafted a new budget that will move funding from research and staffing into producer incentive payments and is anticipating that the application will be successful. USDA has not yet provided a timeline for approval or contracting under the AMP program.

There are currently four ongoing FY24 state funded projects addressing an array of agricultural issues relating to the program's natural resource priorities. These projects are being used to implement agricultural NPS components of Watershed Protection Plans; supporting feral hog control; and collect and analyze water quality data for watersheds with solar farms.

Additionally, the TSSWCB applied for the Texas Partners in Conservation FY24 Grant funding from the NRCS and was awarded the grant. The grant is for technical assistance to support local administration of flood control dams in Upper Elm-Red Soil and Water Conservation District. The grant supports Upper Elm-Red SWCD with a technician to inspect all 252 flood control structures within the district. The technician has inspected the following number of dams within Upper Elm-Red SWCD to date:

- Montague County: 22
- Cooke County: 19
- Grayson County: 59

#### ***Feral Swine Control Pilot Program***

The USDA announced in June 2019 that \$75 million in funding was available for the eradication and control of feral swine through the Feral Swine Eradication and Control Pilot Program (FSCP) in a joint effort between USDA-NRCS and Animal and Plant Health Inspection Service (APHIS). The 2018 Farm Bill included this new pilot program to help address the threat that feral swine pose to agriculture, ecosystems and human and animal health. The TSSWCB has applied for and received grant funding to administer a FSCP in sixteen counties. Total federal funding received by the TSSWCB is \$4,389,648, and non-federal funds in the amount of \$1,471,727 are being used to provide 25% matching component.

The TSSWCB is partnering with USDA-NRCS, APHIS, fifteen local SWCDs, Texas A&M Natural Resources Institute (NRI), and the Texas Wildlife Damage Management Association (TWDMA) and Texas Farm Bureau to implement the FSCP in the Hartley, Oldham, Potter, Eastland, Comanche, Erath, Hardeman, Wilbarger, Wichita, Clay, Milam, Williamson, Bee, Nueces, San Patricio and Dallam Counties in Texas. Through this program, the SWCDs establish a smart trap loan program for farmers, ranchers, and landowners, education and outreach activities are provided by NRI, and TWDMA is hiring technicians to help coordinate the SWCD trap loan program. This project ended in September 2023 and over 240 landowners have participated in the trap loan program and have trapped over 7,400 feral swine.

In September 2024, TSSWB received an additional grant of \$638,050 in federal funds and is providing \$212,684 in non-federal match to continue the FSCP for one additional year. Over 2,200 feral swine have been trapped this year through this program.

# Attachments

## ATTACHMENT A

### *Funding Activities Related to Dam Safety Grants and Outreach, Nonpoint Source Pollution Grants, and Activities and Programs Related to On-The-Ground Conservation*

*FISCAL YEAR 2025 REPORT  
Issued on January 1, 2026*

---

Attachment A is included in this Annual Report as a result of a directive from the Sunset Advisory Commission (SAC) included in their July 2022 Staff Report with Commission Decisions:

#### ***Grants Reporting***

*Direct TSSWCB to include, within their current annual report, its funding activities related to dam safety grants and outreach, nonpoint source pollution grants, and activities and programs related to on-the-ground conservation. The annual report should include, either in the main body or an appendix, a list of total applications and funding applied for by program area, the number of grants awarded and the funding amount, and a list of grant recipients (as allowable under confidentiality requirements in Texas Agriculture Code, Section 201.006). (Management action — nonstatutory)*

Attachment A is targeted to the requested information only. For more information on the following programs, please refer to the appropriate page on the agency's website: [www.tsswcb.texas.gov](http://www.tsswcb.texas.gov).

## Dam Safety Grants and Outreach (TSSWCB Flood Control Dam Grant Programs)

For clarification, the Texas Dam Safety Program monitors and regulates both private and public dams in Texas and is administered by the Texas Commission on Environmental Quality (TCEQ). The TSSWCB does not award dam safety grants, but does offer grants for operation and maintenance activities under 31TAC529, Subchapter A, and grants for performing structural repairs on dams that meet certain criteria under 31TAC529, Subchapter B. Rehabilitations and upgrades, which result in dams constructed under low or significant hazard classification design criteria being transitioned to high hazard design criteria, are performed under the Structural Repair Grant Program in Subchapter B. Activities related to those two types of grants are provided as follows.

### STATE FUNDS

#### Flood Control Dam Operation and Maintenance Awards During FY 2025 31TAC529, Subchapter A, Operation and Maintenance Grant Program

Reference Number	Contract Execution Date	Amount	FY	Description	Grantee
P25-132-01	6/23/2025	\$ 1,894.00	2025	O&M Grants FY 2025	132 Hale County
P25-132-01	6/23/2025	\$ 94.70	2025	O&M Grants FY 2025	132 Hale County
P25-201-01	10/7/2024	\$ 54,360.04	2025	O&M Grants FY 2025	201 Concho
P25-201-01	10/7/2024	\$ 2,718.00	2025	O&M Grants FY 2025	201 Concho
P25-201-02	10/4/2024	\$ 2,588.60	2025	O&M Grants FY 2025	201 Concho
P25-201-02	10/4/2024	\$ 51,772.00	2025	O&M Grants FY 2025	201 Concho
P25-201-04	10/4/2024	\$ 2,509.21	2025	O&M Grants FY 2025	201 Concho
P25-201-04	10/4/2024	\$ 50,184.22	2025	O&M Grants FY 2025	201 Concho
P25-201-05	7/3/2025	\$ 24,516.68	2025	O&M Grants FY 2025	201 Concho
P25-201-05	7/3/2025	\$ 1,225.83	2025	O&M Grants FY 2025	201 Concho
P25-201-06	6/30/2025	\$ 1,200.00	2025	O&M Grants FY 2025	201 Concho
P25-201-06	6/30/2025	\$ 60.00	2025	O&M Grants FY 2025	201 Concho
P25-201-07	4/11/2025	\$ 54,813.39	2025	O&M Grants FY 2025	201 Concho
P25-201-07	4/11/2025	\$ 2,740.67	2025	O&M Grants FY 2025	201 Concho
P25-201-08	4/11/2025	\$ 67,163.39	2025	O&M Grants FY 2025	201 Concho
P25-201-08	4/11/2025	\$ 3,358.17	2025	O&M Grants FY 2025	201 Concho
P25-216-01	11/13/2024	\$ 56,000.00	2025	O&M Grants FY 2025	216 Kendall
P25-216-01	11/13/2024	\$ 2,800.00	2025	O&M Grants FY 2025	216 Kendall
P25-220-01	4/8/2025	\$ 598.00	2025	O&M Grants FY 2025	220 Gillespie County
P25-220-01	4/8/2025	\$ 11,960.00	2025	O&M Grants FY 2025	220 Gillespie County
P25-221-01	9/5/2024	\$ 1,465.50	2025	O&M Grants FY 2025	221 Nueces-Frio-Sabinal
P25-221-01	9/5/2024	\$ 29,310.00	2025	O&M Grants FY 2025	221 Nueces-Frio-Sabinal

P25-235-01	9/12/2024	\$ 11,340.00	2025	O&M Grants FY 2025	235 Crockett
P25-235-01	9/12/2024	\$ 567.00	2025	O&M Grants FY 2025	235 Crockett
P25-235-02	9/12/2024	\$ 747.00	2025	O&M Grants FY 2025	235 Crockett
P25-235-02	9/12/2024	\$ 14,940.00	2025	O&M Grants FY 2025	235 Crockett
P25-235-03	5/23/2025	\$ 159.42	2025	O&M Grants FY 2025	235 Crockett
P25-235-03	5/23/2025	\$ 3,188.40	2025	O&M Grants FY 2025	235 Crockett
P25-235-04	9/12/2024	\$ 38,727.60	2025	O&M Grants FY 2025	235 Crockett
P25-235-04	9/12/2024	\$ 1,936.38	2025	O&M Grants FY 2025	235 Crockett
P25-235-05	5/23/2025	\$ 3,748.80	2025	O&M Grants FY 2025	235 Crockett
P25-235-05	5/23/2025	\$ 187.44	2025	O&M Grants FY 2025	235 Crockett
P25-235-06	9/12/2024	\$ 13,540.00	2025	O&M Grants FY 2025	235 Crockett
P25-235-06	9/12/2024	\$ 677.00	2025	O&M Grants FY 2025	235 Crockett
P25-235-07	5/23/2025	\$ 2,785.80	2025	O&M Grants FY 2025	235 Crockett
P25-235-07	5/23/2025	\$ 139.29	2025	O&M Grants FY 2025	235 Crockett
P25-235-08	9/12/2024	\$ 399.75	2025	O&M Grants FY 2025	235 Crockett
P25-235-08	9/12/2024	\$ 7,995.00	2025	O&M Grants FY 2025	235 Crockett
P25-235-09	5/23/2025	\$ 159.42	2025	O&M Grants FY 2025	235 Crockett
P25-235-09	5/23/2025	\$ 3,188.40	2025	O&M Grants FY 2025	235 Crockett
P25-235-10	9/12/2024	\$ 7,080.00	2025	O&M Grants FY 2025	235 Crockett
P25-235-10	9/12/2024	\$ 354.00	2025	O&M Grants FY 2025	235 Crockett
P25-235-11	5/23/2025	\$ 2,917.80	2025	O&M Grants FY 2025	235 Crockett
P25-235-11	5/23/2025	\$ 145.89	2025	O&M Grants FY 2025	235 Crockett
P25-235-12	9/12/2024	\$ 990.00	2025	O&M Grants FY 2025	235 Crockett
P25-235-12	9/12/2024	\$ 19,800.00	2025	O&M Grants FY 2025	235 Crockett
P25-235-13	5/23/2025	\$ 141.93	2025	O&M Grants FY 2025	235 Crockett
P25-235-13	5/23/2025	\$ 2,838.60	2025	O&M Grants FY 2025	235 Crockett
P25-249-01	9/11/2024	\$ 8,322.00	2025	O&M Grants FY 2025	249 McCulloch
P25-249-01	9/11/2024	\$ 416.10	2025	O&M Grants FY 2025	249 McCulloch
P25-249-02	9/11/2024	\$ 116.80	2025	O&M Grants FY 2025	249 McCulloch
P25-249-02	9/11/2024	\$ 2,336.00	2025	O&M Grants FY 2025	249 McCulloch
P25-249-03	9/24/2024	\$ 4,192.50	2025	O&M Grants FY 2025	249 McCulloch
P25-249-03	9/24/2024	\$ 83,850.00	2025	O&M Grants FY 2025	249 McCulloch
P25-249-04	1/29/2025	\$ 25,352.00	2025	O&M Grants FY 2025	249 McCulloch
P25-249-04	1/29/2025	\$ 1,267.60	2025	O&M Grants FY 2025	249 McCulloch

P25-249-06	5/12/2025	\$ 3,850.00	2025	O&M Grants FY 2025	249 McCulloch
P25-249-06	5/12/2025	\$ 77,000.00	2025	O&M Grants FY 2025	249 McCulloch
P25-249-07	1/31/2025	\$ 500.00	2025	O&M Grants FY 2025	249 McCulloch
P25-249-07	1/31/2025	\$ 10,000.00	2025	O&M Grants FY 2025	249 McCulloch
P25-250-01	3/20/2025	\$ 1,980.00	2025	O&M Grants FY 2025	250 San Saba
P25-250-01	3/20/2025	\$ 39,600.00	2025	O&M Grants FY 2025	250 San Saba
P25-250-02	3/20/2025	\$ 39,600.00	2025	O&M Grants FY 2025	250 San Saba
P25-250-02	3/20/2025	\$ 1,980.00	2025	O&M Grants FY 2025	250 San Saba
P25-250-03	12/17/2024	\$ 12,500.00	2025	O&M Grants FY 2025	250 San Saba
P25-250-03	12/17/2024	\$ 625.00	2025	O&M Grants FY 2025	250 San Saba
P25-250-04	6/23/2025	\$ 913.16	2025	O&M Grants FY 2025	250 San Saba
P25-250-04	6/23/2025	\$ 18,263.19	2025	O&M Grants FY 2025	250 San Saba
P25-250-05	11/12/2024	\$ 1,825.00	2025	O&M Grants FY 2025	250 San Saba
P25-250-05	11/12/2024	\$ 36,500.00	2025	O&M Grants FY 2025	250 San Saba
P25-250-06	1/7/2025	\$ 44,200.00	2025	O&M Grants FY 2025	250 San Saba
P25-250-06	1/7/2025	\$ 2,210.00	2025	O&M Grants FY 2025	250 San Saba
P25-250-07	1/7/2025	\$ 3,790.00	2025	O&M Grants FY 2025	250 San Saba
P25-250-07	1/7/2025	\$ 75,800.00	2025	O&M Grants FY 2025	250 San Saba
P25-250-08	12/17/2024	\$ 275.00	2025	O&M Grants FY 2025	250 San Saba
P25-250-08	12/17/2024	\$ 5,500.00	2025	O&M Grants FY 2025	250 San Saba
P25-250-09	6/23/2025	\$ 1,834.00	2025	O&M Grants FY 2025	250 San Saba
P25-250-09	6/23/2025	\$ 36,680.00	2025	O&M Grants FY 2025	250 San Saba
P25-306-01	4/15/2025	\$ 21,975.00	2025	O&M Grants FY 2025	306 Comal-Guadalupe
P25-306-01	4/15/2025	\$ 1,098.75	2025	O&M Grants FY 2025	306 Comal-Guadalupe
P25-306-02	10/28/2024	\$ 513.30	2025	O&M Grants FY 2025	306 Comal-Guadalupe
P25-306-02	10/28/2024	\$ 10,266.00	2025	O&M Grants FY 2025	306 Comal-Guadalupe
P25-321-01	4/14/2025	\$ 2,030.00	2025	O&M Grants FY 2025	321 Agua Poquita
P25-321-01	4/14/2025	\$ 40,600.00	2025	O&M Grants FY 2025	321 Agua Poquita
P25-339-01	9/20/2024	\$ 1,100.00	2025	O&M Grants FY 2025	339 DeWitt County
P25-339-01	9/20/2024	\$ 22,000.00	2025	O&M Grants FY 2025	339 DeWitt County
P25-355-01	3/3/2025	\$ 18,975.00	2025	O&M Grants FY 2025	355 Jim Wells County
P25-355-01	3/3/2025	\$ 948.75	2025	O&M Grants FY 2025	355 Jim Wells County
P25-401-01	11/27/2024	\$ 5,580.00	2025	O&M Grants FY 2025	401 Nacogdoches
P25-401-01	11/27/2024	\$ 279.00	2025	O&M Grants FY 2025	401 Nacogdoches

P25-401-02	6/4/2025	\$ 5,580.00	2025	O&M Grants FY 2025	401 Nacogdoches
P25-401-02	6/4/2025	\$ 279.00	2025	O&M Grants FY 2025	401 Nacogdoches
P25-415-01	6/3/2025	\$ 2,392.50	2025	O&M Grants FY 2025	415 Lamar
P25-415-01	6/3/2025	\$ 47,850.00	2025	O&M Grants FY 2025	415 Lamar
P25-415-02	1/29/2025	\$ 45,600.00	2025	O&M Grants FY 2025	415 Lamar
P25-415-02	1/29/2025	\$ 2,280.00	2025	O&M Grants FY 2025	415 Lamar
P25-415-03	5/28/2025	\$ 22,000.00	2025	O&M Grants FY 2025	415 Lamar
P25-415-03	5/28/2025	\$ 1,100.00	2025	O&M Grants FY 2025	415 Lamar
P25-445-01	5/22/2025	\$ 250.00	2025	O&M Grants FY 2025	445 Hopkins-Rains
P25-445-01	5/22/2025	\$ 5,000.00	2025	O&M Grants FY 2025	445 Hopkins-Rains
P25-445-02	7/16/2025	\$ 2,172.50	2025	O&M Grants FY 2025	445 Hopkins-Rains
P25-445-02	7/16/2025	\$ 108.63	2025	O&M Grants FY 2025	445 Hopkins-Rains
P25-447-01	10/18/2024	\$ 5,850.00	2025	O&M Grants FY 2025	447 Rusk
P25-447-01	10/18/2024	\$ 292.50	2025	O&M Grants FY 2025	447 Rusk
P25-447-02	4/3/2025	\$ 210.00	2025	O&M Grants FY 2025	447 Rusk
P25-447-02	4/3/2025	\$ 4,200.00	2025	O&M Grants FY 2025	447 Rusk
P25-449-01	9/5/2024	\$ 26,675.00	2025	O&M Grants FY 2025	449 Shelby
P25-449-01	9/5/2024	\$ 1,333.75	2025	O&M Grants FY 2025	449 Shelby
P25-504-01	2/10/2025	\$ 2,412.94	2025	O&M Grants FY 2025	504 Ellis-Prairie
P25-504-01	2/10/2025	\$ 48,258.75	2025	O&M Grants FY 2025	504 Ellis-Prairie
P25-504-02	2/10/2025	\$ 67,000.00	2025	O&M Grants FY 2025	504 Ellis-Prairie
P25-504-02	2/10/2025	\$ 3,350.00	2025	O&M Grants FY 2025	504 Ellis-Prairie
P25-504-03	6/24/2025	\$ 1,341.28	2025	O&M Grants FY 2025	504 Ellis-Prairie
P25-504-03	6/24/2025	\$ 26,825.50	2025	O&M Grants FY 2025	504 Ellis-Prairie
P25-504-04	8/15/2025	\$ 10,510.00	2025	O&M Grants FY 2025	504 Ellis-Prairie
P25-504-04	8/15/2025	\$ 525.50	2025	O&M Grants FY 2025	504 Ellis-Prairie
P25-505-01	9/18/2024	\$ 30,500.00	2025	O&M Grants FY 2025	505 Kaufman-Van Zandt
P25-505-01	9/18/2024	\$ 1,525.00	2025	O&M Grants FY 2025	505 Kaufman-Van Zandt
P25-505-02	9/25/2024	\$ 6,000.00	2025	O&M Grants FY 2025	505 Kaufman-Van Zandt
P25-505-02	9/25/2024	\$ 300.00	2025	O&M Grants FY 2025	505 Kaufman-Van Zandt
P25-505-03	11/14/2024	\$ 475.00	2025	O&M Grants FY 2025	505 Kaufman-Van Zandt
P25-505-03	11/14/2024	\$ 9,500.00	2025	O&M Grants FY 2025	505 Kaufman-Van Zandt
P25-505-04	5/9/2025	\$ 2,322.50	2025	O&M Grants FY 2025	505 Kaufman-Van Zandt
P25-505-04	5/9/2025	\$ 46,450.00	2025	O&M Grants FY 2025	505 Kaufman-Van Zandt

P25-505-05	5/9/2025	\$ 16,900.00	2025	O&M Grants FY 2025	505 Kaufman-Van Zandt
P25-505-05	5/9/2025	\$ 845.00	2025	O&M Grants FY 2025	505 Kaufman-Van Zandt
P25-505-06	5/9/2025	\$ 2,217.50	2025	O&M Grants FY 2025	505 Kaufman-Van Zandt
P25-505-06	5/9/2025	\$ 44,350.00	2025	O&M Grants FY 2025	505 Kaufman-Van Zandt
P25-505-07	6/16/2025	\$ 300.00	2025	O&M Grants FY 2025	505 Kaufman-Van Zandt
P25-505-07	6/16/2025	\$ 6,000.00	2025	O&M Grants FY 2025	505 Kaufman-Van Zandt
P25-509-01	6/18/2025	\$ 8,179.50	2025	O&M Grants FY 2025	504 Ellis-Prairie
P25-509-01	6/18/2025	\$ 408.98	2025	O&M Grants FY 2025	504 Ellis-Prairie
P25-512-01	1/30/2025	\$ 977.50	2025	O&M Grants FY 2025	512 McLennan County
P25-512-01	1/30/2025	\$ 19,550.00	2025	O&M Grants FY 2025	512 McLennan County
P25-512-03	5/28/2025	\$ 13,850.00	2025	O&M Grants FY 2025	512 McLennan County
P25-512-03	5/28/2025	\$ 692.50	2025	O&M Grants FY 2025	512 McLennan County
P25-514-01	9/6/2024	\$ 13,391.85	2025	O&M Grants FY 2025	514 Navarro
P25-514-01	9/6/2024	\$ 669.59	2025	O&M Grants FY 2025	514 Navarro
P25-514-02	9/6/2024	\$ 501.51	2025	O&M Grants FY 2025	514 Navarro
P25-514-02	9/6/2024	\$ 10,030.20	2025	O&M Grants FY 2025	514 Navarro
P25-514-03	9/6/2024	\$ 303.32	2025	O&M Grants FY 2025	514 Navarro
P25-514-03	9/6/2024	\$ 6,066.30	2025	O&M Grants FY 2025	514 Navarro
P25-514-04	9/6/2024	\$ 5,694.00	2025	O&M Grants FY 2025	514 Navarro
P25-514-04	9/6/2024	\$ 284.70	2025	O&M Grants FY 2025	514 Navarro
P25-514-05	9/6/2024	\$ 353.14	2025	O&M Grants FY 2025	514 Navarro
P25-514-05	9/6/2024	\$ 7,062.75	2025	O&M Grants FY 2025	514 Navarro
P25-514-06	9/6/2024	\$ 8,650.50	2025	O&M Grants FY 2025	514 Navarro
P25-514-06	9/6/2024	\$ 432.53	2025	O&M Grants FY 2025	514 Navarro
P25-514-07	9/6/2024	\$ 303.86	2025	O&M Grants FY 2025	514 Navarro
P25-514-07	9/6/2024	\$ 6,077.25	2025	O&M Grants FY 2025	514 Navarro
P25-514-08	9/6/2024	\$ 385.99	2025	O&M Grants FY 2025	514 Navarro
P25-514-08	9/6/2024	\$ 7,719.75	2025	O&M Grants FY 2025	514 Navarro
P25-514-09	9/6/2024	\$ 729.27	2025	O&M Grants FY 2025	514 Navarro
P25-514-09	9/6/2024	\$ 14,585.40	2025	O&M Grants FY 2025	514 Navarro
P25-514-10	9/6/2024	\$ 566.66	2025	O&M Grants FY 2025	514 Navarro
P25-514-10	9/6/2024	\$ 11,333.25	2025	O&M Grants FY 2025	514 Navarro
P25-514-11	9/6/2024	\$ 7,807.35	2025	O&M Grants FY 2025	514 Navarro
P25-514-11	9/6/2024	\$ 390.40	2025	O&M Grants FY 2025	514 Navarro

P25-514-12	9/6/2024	\$ 10,293.00	2025	O&M Grants FY 2025	514 Navarro
P25-514-12	9/6/2024	\$ 514.65	2025	O&M Grants FY 2025	514 Navarro
P25-514-13	9/6/2024	\$ 1,777.50	2025	O&M Grants FY 2025	514 Navarro
P25-514-13	9/6/2024	\$ 35,550.00	2025	O&M Grants FY 2025	514 Navarro
P25-514-14	9/6/2024	\$ 1,287.50	2025	O&M Grants FY 2025	514 Navarro
P25-514-14	9/6/2024	\$ 25,750.00	2025	O&M Grants FY 2025	514 Navarro
P25-514-15	9/6/2024	\$ 70,601.25	2025	O&M Grants FY 2025	514 Navarro
P25-514-15	9/6/2024	\$ 3,530.06	2025	O&M Grants FY 2025	514 Navarro
P25-514-16	11/14/2024	\$ 38,675.00	2025	O&M Grants FY 2025	514 Navarro
P25-514-16	11/14/2024	\$ 1,933.75	2025	O&M Grants FY 2025	514 Navarro
P25-514-17	11/13/2024	\$ 22,350.00	2025	O&M Grants FY 2025	514 Navarro
P25-514-17	11/13/2024	\$ 1,117.50	2025	O&M Grants FY 2025	514 Navarro
P25-514-18	11/13/2024	\$ 2,336.50	2025	O&M Grants FY 2025	514 Navarro
P25-514-18	11/13/2024	\$ 46,730.00	2025	O&M Grants FY 2025	514 Navarro
P25-514-19	11/13/2024	\$ 12,375.00	2025	O&M Grants FY 2025	514 Navarro
P25-514-19	11/13/2024	\$ 618.75	2025	O&M Grants FY 2025	514 Navarro
P25-514-20	11/13/2024	\$ 33,375.00	2025	O&M Grants FY 2025	514 Navarro
P25-514-20	11/13/2024	\$ 1,668.75	2025	O&M Grants FY 2025	514 Navarro
P25-514-21	11/13/2024	\$ 22,375.00	2025	O&M Grants FY 2025	514 Navarro
P25-514-21	11/13/2024	\$ 1,118.75	2025	O&M Grants FY 2025	514 Navarro
P25-514-22	12/2/2024	\$ 44,400.00	2025	O&M Grants FY 2025	514 Navarro
P25-514-22	12/2/2024	\$ 2,220.00	2025	O&M Grants FY 2025	514 Navarro
P25-514-23	12/13/2024	\$ 2,450.96	2025	O&M Grants FY 2025	514 Navarro
P25-514-23	12/13/2024	\$ 49,019.20	2025	O&M Grants FY 2025	514 Navarro
P25-514-24	12/18/2024	\$ 27,050.00	2025	O&M Grants FY 2025	514 Navarro
P25-514-24	12/18/2024	\$ 1,352.50	2025	O&M Grants FY 2025	514 Navarro
P25-514-25	12/18/2024	\$ 1,752.50	2025	O&M Grants FY 2025	514 Navarro
P25-514-25	12/18/2024	\$ 35,050.00	2025	O&M Grants FY 2025	514 Navarro
P25-514-26	12/18/2024	\$ 1,252.50	2025	O&M Grants FY 2025	514 Navarro
P25-514-26	12/18/2024	\$ 25,050.00	2025	O&M Grants FY 2025	514 Navarro
P25-514-27	12/18/2024	\$ 31,550.00	2025	O&M Grants FY 2025	514 Navarro
P25-514-27	12/18/2024	\$ 1,577.50	2025	O&M Grants FY 2025	514 Navarro
P25-514-28	5/9/2025	\$ 44,350.00	2025	O&M Grants FY 2025	514 Navarro
P25-514-28	5/9/2025	\$ 2,217.50	2025	O&M Grants FY 2025	514 Navarro

P25-514-29	5/9/2025	\$ 44,350.00	2025	O&M Grants FY 2025	514 Navarro
P25-514-29	5/9/2025	\$ 2,217.50	2025	O&M Grants FY 2025	514 Navarro
P25-514-30	6/3/2025	\$ 2,387.50	2025	O&M Grants FY 2025	514 Navarro
P25-514-30	6/3/2025	\$ 47,750.00	2025	O&M Grants FY 2025	514 Navarro
P25-519-01	9/3/2024	\$ 48,600.00	2025	O&M Grants FY 2025	519 Dalworth
P25-519-01	9/3/2024	\$ 2,430.00	2025	O&M Grants FY 2025	519 Dalworth
P25-519-02	9/11/2024	\$ 86,341.00	2025	O&M Grants FY 2025	519 Dalworth
P25-519-02	9/11/2024	\$ 4,317.05	2025	O&M Grants FY 2025	519 Dalworth
P25-519-03	7/17/2025	\$ 9,548.96	2025	O&M Grants FY 2025	519 Dalworth
P25-519-03	7/17/2025	\$ 190,979.10	2025	O&M Grants FY 2025	519 Dalworth
P25-520-01	9/12/2024	\$ 1,703.26	2025	O&M Grants FY 2025	520 Fannin County
P25-520-01	9/12/2024	\$ 34,065.10	2025	O&M Grants FY 2025	520 Fannin County
P25-524-01	9/5/2024	\$ 930.00	2025	O&M Grants FY 2025	524 Upper Elm-Red
P25-524-01	9/5/2024	\$ 18,600.00	2025	O&M Grants FY 2025	524 Upper Elm-Red
P25-524-02	9/5/2024	\$ 24,840.00	2025	O&M Grants FY 2025	524 Upper Elm-Red
P25-524-02	9/5/2024	\$ 1,242.00	2025	O&M Grants FY 2025	524 Upper Elm-Red
P25-524-03	11/27/2024	\$ 17,000.00	2025	O&M Grants FY 2025	524 Upper Elm-Red
P25-524-03	11/27/2024	\$ 850.00	2025	O&M Grants FY 2025	524 Upper Elm-Red
P25-524-04	11/27/2024	\$ 5,503.50	2025	O&M Grants FY 2025	524 Upper Elm-Red
P25-524-04	11/27/2024	\$ 275.18	2025	O&M Grants FY 2025	524 Upper Elm-Red
P25-524-05	11/27/2024	\$ 6,849.00	2025	O&M Grants FY 2025	524 Upper Elm-Red
P25-524-05	11/27/2024	\$ 342.45	2025	O&M Grants FY 2025	524 Upper Elm-Red
P25-524-06	11/27/2024	\$ 751.50	2025	O&M Grants FY 2025	524 Upper Elm-Red
P25-524-06	11/27/2024	\$ 15,030.00	2025	O&M Grants FY 2025	524 Upper Elm-Red
P25-524-07	11/27/2024	\$ 54,011.00	2025	O&M Grants FY 2025	524 Upper Elm-Red
P25-524-07	11/27/2024	\$ 2,700.55	2025	O&M Grants FY 2025	524 Upper Elm-Red
P25-524-08	11/27/2024	\$ 1,712.75	2025	O&M Grants FY 2025	524 Upper Elm-Red
P25-524-08	11/27/2024	\$ 34,255.01	2025	O&M Grants FY 2025	524 Upper Elm-Red
P25-524-09	11/27/2024	\$ 1,960.94	2025	O&M Grants FY 2025	524 Upper Elm-Red
P25-524-09	11/27/2024	\$ 39,218.75	2025	O&M Grants FY 2025	524 Upper Elm-Red
P25-524-10	11/27/2024	\$ 19,635.00	2025	O&M Grants FY 2025	524 Upper Elm-Red
P25-524-10	11/27/2024	\$ 981.75	2025	O&M Grants FY 2025	524 Upper Elm-Red
P25-524-11	11/27/2024	\$ 19,580.00	2025	O&M Grants FY 2025	524 Upper Elm-Red
P25-524-11	11/27/2024	\$ 979.00	2025	O&M Grants FY 2025	524 Upper Elm-Red

P25-524-12	11/27/2024	\$ 38,861.55	2025	O&M Grants FY 2025	524 Upper Elm-Red
P25-524-12	11/27/2024	\$ 1,943.08	2025	O&M Grants FY 2025	524 Upper Elm-Red
P25-524-13	11/27/2024	\$ 2,375.00	2025	O&M Grants FY 2025	524 Upper Elm-Red
P25-524-13	11/27/2024	\$ 47,500.00	2025	O&M Grants FY 2025	524 Upper Elm-Red
P25-524-14	11/27/2024	\$ 2,146.50	2025	O&M Grants FY 2025	524 Upper Elm-Red
P25-524-14	11/27/2024	\$ 42,930.00	2025	O&M Grants FY 2025	524 Upper Elm-Red
P25-524-15	11/27/2024	\$ 48,495.00	2025	O&M Grants FY 2025	524 Upper Elm-Red
P25-524-15	11/27/2024	\$ 2,424.75	2025	O&M Grants FY 2025	524 Upper Elm-Red
P25-524-16	11/27/2024	\$ 1,027.50	2025	O&M Grants FY 2025	524 Upper Elm-Red
P25-524-16	11/27/2024	\$ 20,550.00	2025	O&M Grants FY 2025	524 Upper Elm-Red
P25-524-17	11/27/2024	\$ 48,675.00	2025	O&M Grants FY 2025	524 Upper Elm-Red
P25-524-17	11/27/2024	\$ 2,433.75	2025	O&M Grants FY 2025	524 Upper Elm-Red
P25-524-18	11/27/2024	\$ 22,921.25	2025	O&M Grants FY 2025	524 Upper Elm-Red
P25-524-18	11/27/2024	\$ 1,146.06	2025	O&M Grants FY 2025	524 Upper Elm-Red
P25-524-19	11/27/2024	\$ 25,425.00	2025	O&M Grants FY 2025	524 Upper Elm-Red
P25-524-19	11/27/2024	\$ 1,271.25	2025	O&M Grants FY 2025	524 Upper Elm-Red
P25-524-20	11/27/2024	\$ 14,940.00	2025	O&M Grants FY 2025	524 Upper Elm-Red
P25-524-20	11/27/2024	\$ 747.00	2025	O&M Grants FY 2025	524 Upper Elm-Red
P25-524-21	6/4/2025	\$ 2,415.00	2025	O&M Grants FY 2025	524 Upper Elm-Red
P25-524-21	6/4/2025	\$ 48,300.00	2025	O&M Grants FY 2025	524 Upper Elm-Red
P25-524-22	6/16/2025	\$ 40,000.00	2025	O&M Grants FY 2025	524 Upper Elm-Red
P25-524-22	6/16/2025	\$ 2,000.00	2025	O&M Grants FY 2025	524 Upper Elm-Red
P25-530-01	2/26/2025	\$ 1,165.63	2025	O&M Grants FY 2025	530 Upper Sabine
P25-530-01	2/26/2025	\$ 23,312.50	2025	O&M Grants FY 2025	530 Upper Sabine
P25-530-02	11/4/2024	\$ 14,430.00	2025	O&M Grants FY 2025	530 Upper Sabine
P25-530-02	11/4/2024	\$ 721.50	2025	O&M Grants FY 2025	530 Upper Sabine
P25-530-03	3/28/2025	\$ 1,006.25	2025	O&M Grants FY 2025	530 Upper Sabine
P25-530-03	3/28/2025	\$ 20,125.00	2025	O&M Grants FY 2025	530 Upper Sabine
P25-530-04	5/12/2025	\$ 5,500.00	2025	O&M Grants FY 2025	530 Upper Sabine
P25-530-04	5/12/2025	\$ 275.00	2025	O&M Grants FY 2025	530 Upper Sabine
P25-530-05	8/7/2025	\$ 80.00	2025	O&M Grants FY 2025	530 Upper Sabine
P25-530-05	8/7/2025	\$ 1,600.00	2025	O&M Grants FY 2025	530 Upper Sabine
P25-534-01	7/30/2025	\$ 15,000.00	2025	O&M Grants FY 2025	534 Hill Country
P25-534-01	7/30/2025	\$ 750.00	2025	O&M Grants FY 2025	534 Hill Country

P25-535-01	1/3/2025	\$ 6,110.10	2025	O&M Grants FY 2025	535 Collin County
P25-535-01	1/3/2025	\$ 305.51	2025	O&M Grants FY 2025	535 Collin County
P25-535-02	1/3/2025	\$ 35,425.00	2025	O&M Grants FY 2025	535 Collin County
P25-535-02	1/3/2025	\$ 1,771.25	2025	O&M Grants FY 2025	535 Collin County
P25-535-03	1/3/2025	\$ 6,679.50	2025	O&M Grants FY 2025	535 Collin County
P25-535-03	1/3/2025	\$ 333.98	2025	O&M Grants FY 2025	535 Collin County
P25-535-04	1/3/2025	\$ 8,092.05	2025	O&M Grants FY 2025	535 Collin County
P25-535-04	1/3/2025	\$ 404.60	2025	O&M Grants FY 2025	535 Collin County
P25-535-05	1/3/2025	\$ 10,862.40	2025	O&M Grants FY 2025	535 Collin County
P25-535-05	1/3/2025	\$ 543.12	2025	O&M Grants FY 2025	535 Collin County
P25-535-06	1/3/2025	\$ 339.45	2025	O&M Grants FY 2025	535 Collin County
P25-535-06	1/3/2025	\$ 6,789.00	2025	O&M Grants FY 2025	535 Collin County
P25-535-07	1/3/2025	\$ 395.30	2025	O&M Grants FY 2025	535 Collin County
P25-535-07	1/3/2025	\$ 7,905.90	2025	O&M Grants FY 2025	535 Collin County
P25-535-08	1/3/2025	\$ 324.67	2025	O&M Grants FY 2025	535 Collin County
P25-535-08	1/3/2025	\$ 6,493.35	2025	O&M Grants FY 2025	535 Collin County
P25-535-09	1/3/2025	\$ 507.53	2025	O&M Grants FY 2025	535 Collin County
P25-535-09	1/3/2025	\$ 10,150.65	2025	O&M Grants FY 2025	535 Collin County
P25-535-10	1/7/2025	\$ 8,880.45	2025	O&M Grants FY 2025	535 Collin County
P25-535-10	1/7/2025	\$ 444.02	2025	O&M Grants FY 2025	535 Collin County
P25-535-11	2/4/2025	\$ 46,200.00	2025	O&M Grants FY 2025	535 Collin County
P25-535-11	2/4/2025	\$ 2,310.00	2025	O&M Grants FY 2025	535 Collin County
P25-535-12	6/26/2025	\$ 2,355.30	2025	O&M Grants FY 2025	535 Collin County
P25-535-12	6/26/2025	\$ 47,106.00	2025	O&M Grants FY 2025	535 Collin County
P25-535-13	6/26/2025	\$ 45,250.00	2025	O&M Grants FY 2025	535 Collin County
P25-535-13	6/26/2025	\$ 2,262.50	2025	O&M Grants FY 2025	535 Collin County
P25-535-14	4/3/2025	\$ 47,800.00	2025	O&M Grants FY 2025	535 Collin County
P25-535-14	4/3/2025	\$ 2,390.00	2025	O&M Grants FY 2025	535 Collin County
P25-535-15	5/23/2025	\$ 2,080.00	2025	O&M Grants FY 2025	535 Collin County
P25-535-15	5/23/2025	\$ 41,600.00	2025	O&M Grants FY 2025	535 Collin County
P25-535-16	5/23/2025	\$ 46,400.00	2025	O&M Grants FY 2025	535 Collin County
P25-535-16	5/23/2025	\$ 2,320.00	2025	O&M Grants FY 2025	535 Collin County
P25-535-17	7/10/2025	\$ 9,467.20	2025	O&M Grants FY 2025	535 Collin County
P25-535-17	7/10/2025	\$ 473.36	2025	O&M Grants FY 2025	535 Collin County

P25-535-18	7/10/2025	\$ 291.00	2025	O&M Grants FY 2025	535 Collin County
P25-535-18	7/10/2025	\$ 5,820.00	2025	O&M Grants FY 2025	535 Collin County
P25-535-19	7/10/2025	\$ 6,528.10	2025	O&M Grants FY 2025	535 Collin County
P25-535-19	7/10/2025	\$ 326.41	2025	O&M Grants FY 2025	535 Collin County
P25-535-20	7/10/2025	\$ 6,770.60	2025	O&M Grants FY 2025	535 Collin County
P25-535-20	7/10/2025	\$ 338.53	2025	O&M Grants FY 2025	535 Collin County
P25-535-21	7/10/2025	\$ 6,663.90	2025	O&M Grants FY 2025	535 Collin County
P25-535-21	7/10/2025	\$ 333.20	2025	O&M Grants FY 2025	535 Collin County
P25-535-22	7/10/2025	\$ 5,800.60	2025	O&M Grants FY 2025	535 Collin County
P25-535-22	7/10/2025	\$ 290.03	2025	O&M Grants FY 2025	535 Collin County
P25-535-23	7/10/2025	\$ 146.47	2025	O&M Grants FY 2025	535 Collin County
P25-535-23	7/10/2025	\$ 2,929.40	2025	O&M Grants FY 2025	535 Collin County
P25-540-01	3/20/2025	\$ 34,350.00	2025	O&M Grants FY 2025	540 Hill County-Blackland
P25-540-01	3/20/2025	\$ 1,717.50	2025	O&M Grants FY 2025	540 Hill County-Blackland
P25-541-01	9/12/2024	\$ 47,871.00	2025	O&M Grants FY 2025	541 Johnson County
P25-541-01	9/12/2024	\$ 2,393.55	2025	O&M Grants FY 2025	541 Johnson County
P25-541-02	10/28/2024	\$ 17,935.00	2025	O&M Grants FY 2025	541 Johnson County
P25-541-02	10/28/2024	\$ 896.75	2025	O&M Grants FY 2025	541 Johnson County
P25-541-03	9/11/2024	\$ 1,293.75	2025	O&M Grants FY 2025	541 Johnson County
P25-541-03	9/11/2024	\$ 25,875.00	2025	O&M Grants FY 2025	541 Johnson County
P25-541-04	9/11/2024	\$ 42,153.75	2025	O&M Grants FY 2025	541 Johnson County
P25-541-04	9/11/2024	\$ 2,107.69	2025	O&M Grants FY 2025	541 Johnson County
P25-541-05	10/17/2024	\$ 809.75	2025	O&M Grants FY 2025	541 Johnson County
P25-541-05	10/17/2024	\$ 16,195.00	2025	O&M Grants FY 2025	541 Johnson County
P25-541-06	9/11/2024	\$ 1,802.38	2025	O&M Grants FY 2025	541 Johnson County
P25-541-06	9/11/2024	\$ 36,047.50	2025	O&M Grants FY 2025	541 Johnson County
P25-541-08	11/12/2024	\$ 24,471.00	2025	O&M Grants FY 2025	541 Johnson County
P25-541-08	11/12/2024	\$ 1,223.55	2025	O&M Grants FY 2025	541 Johnson County
P25-541-09	11/12/2024	\$ 9,250.00	2025	O&M Grants FY 2025	541 Johnson County
P25-541-09	11/12/2024	\$ 462.50	2025	O&M Grants FY 2025	541 Johnson County
P25-541-10	5/19/2025	\$ 46,150.00	2025	O&M Grants FY 2025	541 Johnson County
P25-541-10	5/19/2025	\$ 2,307.50	2025	O&M Grants FY 2025	541 Johnson County
P25-547-01	9/5/2024	\$ 657.87	2025	O&M Grants FY 2025	547 Denton County
P25-547-01	9/5/2024	\$ 13,157.35	2025	O&M Grants FY 2025	547 Denton County

P25-547-02	9/5/2024	\$ 23,850.00	2025	O&M Grants FY 2025	547 Denton County
P25-547-02	9/5/2024	\$ 1,192.50	2025	O&M Grants FY 2025	547 Denton County
P25-547-03	9/5/2024	\$ 13,570.20	2025	O&M Grants FY 2025	547 Denton County
P25-547-03	9/5/2024	\$ 678.51	2025	O&M Grants FY 2025	547 Denton County
P25-547-04	12/2/2024	\$ 1,079.40	2025	O&M Grants FY 2025	547 Denton County
P25-547-04	12/2/2024	\$ 21,587.50	2025	O&M Grants FY 2025	547 Denton County
P25-547-05	4/2/2025	\$ 47,700.00	2025	O&M Grants FY 2025	547 Denton County
P25-547-05	4/2/2025	\$ 2,385.00	2025	O&M Grants FY 2025	547 Denton County
P25-547-06	6/5/2025	\$ 23,850.00	2025	O&M Grants FY 2025	547 Denton County
P25-547-06	6/5/2025	\$ 1,192.50	2025	O&M Grants FY 2025	547 Denton County
P25-547-07	6/5/2025	\$ 46,050.00	2025	O&M Grants FY 2025	547 Denton County
P25-547-07	6/5/2025	\$ 2,302.50	2025	O&M Grants FY 2025	547 Denton County
P25-548-01	11/15/2024	\$ 17,290.00	2025	O&M Grants FY 2025	548 Wise
P25-548-01	11/15/2024	\$ 864.50	2025	O&M Grants FY 2025	548 Wise
P25-548-02	11/21/2024	\$ 1,625.25	2025	O&M Grants FY 2025	548 Wise
P25-548-02	11/21/2024	\$ 32,505.00	2025	O&M Grants FY 2025	548 Wise
P25-549-01	1/3/2025	\$ 13,720.05	2025	O&M Grants FY 2025	549 Jack
P25-549-01	1/3/2025	\$ 686.00	2025	O&M Grants FY 2025	549 Jack
P25-549-02	1/3/2025	\$ 15,804.30	2025	O&M Grants FY 2025	549 Jack
P25-549-02	1/3/2025	\$ 790.22	2025	O&M Grants FY 2025	549 Jack
P25-549-03	1/3/2025	\$ 19,953.00	2025	O&M Grants FY 2025	549 Jack
P25-549-03	1/3/2025	\$ 997.65	2025	O&M Grants FY 2025	549 Jack
P25-552-01	5/22/2025	\$ 13,095.88	2025	O&M Grants FY 2025	552 Callahan Divide
P25-552-01	5/22/2025	\$ 654.79	2025	O&M Grants FY 2025	552 Callahan Divide
P25-552-02	5/22/2025	\$ 15,101.13	2025	O&M Grants FY 2025	552 Callahan Divide
P25-552-02	5/22/2025	\$ 755.06	2025	O&M Grants FY 2025	552 Callahan Divide
P25-552-03	10/30/2024	\$ 174.38	2025	O&M Grants FY 2025	552 Callahan Divide
P25-552-03	10/30/2024	\$ 3,487.50	2025	O&M Grants FY 2025	552 Callahan Divide
P25-552-04	10/30/2024	\$ 2,299.99	2025	O&M Grants FY 2025	552 Callahan Divide
P25-552-04	10/30/2024	\$ 45,999.80	2025	O&M Grants FY 2025	552 Callahan Divide
P25-552-05	1/7/2025	\$ 1,437.63	2025	O&M Grants FY 2025	552 Callahan Divide
P25-552-05	1/7/2025	\$ 28,752.50	2025	O&M Grants FY 2025	552 Callahan Divide
P25-553-01	10/17/2024	\$ 1,780.55	2025	O&M Grants FY 2025	553 Pecan Bayou
P25-553-01	10/17/2024	\$ 35,611.00	2025	O&M Grants FY 2025	553 Pecan Bayou

P25-556-01	12/5/2024	\$ 2,379.53	2025	O&M Grants FY 2025	556 Cross Timbers
P25-556-01	12/5/2024	\$ 118.98	2025	O&M Grants FY 2025	556 Cross Timbers
P25-556-02	5/15/2025	\$ 6,728.36	2025	O&M Grants FY 2025	556 Cross Timbers
P25-556-02	5/15/2025	\$ 336.42	2025	O&M Grants FY 2025	556 Cross Timbers
P25-556-03	5/15/2025	\$ 13,487.94	2025	O&M Grants FY 2025	556 Cross Timbers
P25-556-03	5/15/2025	\$ 674.40	2025	O&M Grants FY 2025	556 Cross Timbers
P25-558-01	4/4/2025	\$ 1,335.00	2025	O&M Grants FY 2025	558 Parker County
P25-558-02	4/4/2025	\$ 37,185.00	2025	O&M Grants FY 2025	558 Parker County
P25-558-02	4/4/2025	\$ 1,859.25	2025	O&M Grants FY 2025	558 Parker County
P25-558-03	4/4/2025	\$ 2,343.75	2025	O&M Grants FY 2025	558 Parker County
P25-558-03	4/4/2025	\$ 46,875.00	2025	O&M Grants FY 2025	558 Parker County
P25-558-04	4/4/2025	\$ 48,625.00	2025	O&M Grants FY 2025	558 Parker County
P25-558-04	4/4/2025	\$ 2,431.25	2025	O&M Grants FY 2025	558 Parker County
P25-558-05	12/11/2024	\$ 48,625.00	2025	O&M Grants FY 2025	558 Parker County
P25-558-05	12/11/2024	\$ 2,431.25	2025	O&M Grants FY 2025	558 Parker County
P25-558-06	10/8/2024	\$ 36,450.00	2025	O&M Grants FY 2025	558 Parker County
P25-558-06	10/8/2024	\$ 1,822.50	2025	O&M Grants FY 2025	558 Parker County
P25-558-08	4/4/2025	\$ 25,150.00	2025	O&M Grants FY 2025	558 Parker County
P25-558-08	4/4/2025	\$ 1,257.50	2025	O&M Grants FY 2025	558 Parker County
P25-558-09	4/4/2025	\$ 1,324.75	2025	O&M Grants FY 2025	558 Parker County
P25-558-09	4/4/2025	\$ 26,495.00	2025	O&M Grants FY 2025	558 Parker County
P25-558-10	4/4/2025	\$ 27,600.00	2025	O&M Grants FY 2025	558 Parker County
P25-558-10	4/4/2025	\$ 1,380.00	2025	O&M Grants FY 2025	558 Parker County
P25-558-11	10/18/2024	\$ 510.00	2025	O&M Grants FY 2025	558 Parker County
P25-558-11	10/18/2024	\$ 10,200.00	2025	O&M Grants FY 2025	558 Parker County
P25-601-01	10/3/2024	\$ 15,900.00	2025	O&M Grants FY 2025	Lower Brushy Creek WCID
P25-601-01	10/3/2024	\$ 795.00	2025	O&M Grants FY 2025	Lower Brushy Creek WCID
P25-601-02	3/4/2025	\$ 4,208.88	2025	O&M Grants FY 2025	Plum Creek Conservation District
P25-601-02	3/4/2025	\$ 84,177.50	2025	O&M Grants FY 2025	Lower Brushy Creek WCID
P25-604-01	11/15/2024	\$ 13,000.00	2025	O&M Grants FY 2025	Plum Creek Conservation District
P25-604-01	11/15/2024	\$ 650.00	2025	O&M Grants FY 2025	Plum Creek Conservation District
P25-604-02	3/25/2025	\$ 1,424.53	2025	O&M Grants FY 2025	Plum Creek Conservation District
P25-604-02	3/25/2025	\$ 28,490.60	2025	O&M Grants FY 2025	Plum Creek Conservation District
P25-604-03	3/25/2025	\$ 25,678.00	2025	O&M Grants FY 2025	Plum Creek Conservation District

P25-604-03	3/25/2025	\$ 1,283.90	2025	O&M Grants FY 2025	Plum Creek Conservation District
P25-604-04	4/2/2025	\$ 8,000.00	2025	O&M Grants FY 2025	Plum Creek Conservation District
P25-604-04	4/2/2025	\$ 400.00	2025	O&M Grants FY 2025	Plum Creek Conservation District
P25-604-06	2/19/2025	\$ 765.00	2025	O&M Grants FY 2025	Plum Creek Conservation District
P25-604-06	2/19/2025	\$ 15,300.00	2025	O&M Grants FY 2025	Plum Creek Conservation District
P25-604-07	10/17/2024	\$ 18,400.00	2025	O&M Grants FY 2025	Plum Creek Conservation District
P25-604-07	10/17/2024	\$ 920.00	2025	O&M Grants FY 2025	Plum Creek Conservation District
P25-604-08	2/19/2025	\$ 630.00	2025	O&M Grants FY 2025	Plum Creek Conservation District
P25-604-08	2/19/2025	\$ 12,600.00	2025	O&M Grants FY 2025	Plum Creek Conservation District
P25-605-01	10/17/2024	\$ 30,379.00	2025	O&M Grants FY 2025	Elm Creek Watershed Authority
P25-605-01	10/17/2024	\$ 1,518.95	2025	O&M Grants FY 2025	Elm Creek Watershed Authority

**STATE FUNDS**

**Flood Control Dam Operation and Maintenance Applications NOT FUNDED During FY 2025  
31TAC529, Subchapter A, Operation and Maintenance Grant Program**

Reference Number	Date Application Received	Year	Amount	Applicant
P2025-359-0001	3/19/2025	2025	\$ 4,954.08	359 Lee County
P2025-355-0002	8/29/2024	2025	\$ 953.00	355 Jim Wells County (no PO)
P2025-249-0005	10/10/2024	2025	\$ 3,213.00	249 McCulloch (no PO)
P2025-509-0002 E	5/19/2025	2025	\$ 1,042.00	509 Central Texas (no PO)
P2025-558-0001	5/4/2025	2025	\$ 26,700.00	558 Parker cancelled with PO
P2025-558-0007	5/4/2025	2025	\$ 14,550.00	558 Parker cancelled with PO
P2025-341-0001	5/7/2025	2025	\$ 19,547.58	341 Fayette cancelled with PO
P2025-341-0002	5/19/2025	2025	\$ 16,183.44	341 Fayette cancelled with PO

**STATE FUNDS**

**Flood Control Dam Structural Repair Grant Program (Includes Repair and Upgrades) Awards in FY2025  
31TAC529, Subchapter B, Structural Repair Grant Program**

Reference Number	Contract Execution Date	Amount	FY	Description	Grantee
GR2-520ESF	7/11/2025	\$2,186,839.85	2025	Construction	City of Terrell
SCH-1-25	12/19/2024	\$698,639.00	2025	Engineering	Schnable Engineering LLC
GR2-526ESF	7/11/2025	\$608,860.03	2025	Construction	Ellis-Prairie SWCD
M&E2ST1-25	10/15/2024	\$371,125.69	2025	Engineering	M&E Consultants LLC
PLUM-41ST2	4/23/2025	\$5,531,000.00	2025	Construction	Plum Creek Conservation District
GR2-525ESF	7/11/2025	\$549,152.88	2025	Construction	Ellis-Prairie SWCD
GR79017ESF	7/16/2025	\$97,288.13	2025	Engineering	AECOM Technical Services Inc
M&E6ST1-25	1/3/2025	\$516,891.00	2025	Engineering	M&E Consultants LLC

GR79018ESF	7/11/2025	\$822,223.00	2025	Engineering	M&E Consultants LLC
GR2-552ESF	7/17/2025	\$1,020,716.02	2025	Construction	Kendall County
PLUM-43ST2	8/26/2025	\$1,001,700.00	2025	Construction	Plum Creek Conservation District
GR2-P36ST2	7/16/2025	\$940.80	2025	Construction	Lamar SWCD
GR2-527ESF	7/11/2025	\$391,889.31	2025	Construction	Ellis-Prairie SWCD
CDR-38ST2	11/15/2024	\$1,149,500.00	2025	Construction	Rockwall County
GR79020ESF	7/11/2025	\$329,703.00	2025	Engineering	Schnable Engineering LLC
GR2-532ESF	7/11/2025	\$1,344.27	2025	Construction	Ellis-Prairie SWCD
GR79016ESF	7/16/2025	\$671,577.08	2025	Engineering	Freese & Nichols Inc
LEFL-39ST2	1/31/2025	\$200,000.00	2025	Construction	Kaufman County
GR2-536ESF	7/23/2025	\$3,944,168.43	2025	Construction	Wise County Water Control & Improvement
LEFL-40ST2	8/26/2025	\$1,254,000.00	2025	Construction	Kaufman County
DENT-44ST2	8/26/2025	\$642,600.00	2025	Construction	Wise County Water Control & Improvement

**STATE FUNDS**

**Flood Control Dam Structural Repair Applications (Includes Repair and Upgrade) NOT FUNDED During FY 2025  
31TAC529, Subchapter B, Structural Repair Grant Program**

Application Number	Date Application Received	Amount	Description	Applicant
25-027	8/19/2024	\$40,000.00	West Fork Above Bridgeport 3B	Jack SWCD
25-030	8/29/2024	\$50,000.00	Cow Bayou 3	McLennan County
25-015	8/16/2024	\$550,000.00	Upper East Fork Laterals 9A	Kaufman-Van Zandt SWCD
25-012	8/16/2024	\$500,000.00	Cedar Creek 57	Kaufman-Van Zandt SWCD
25-024	8/16/2024	\$280,000.00	Cedar Creek 1B	Kaufman-Van Zandt SWCD
25-023	8/16/2024	\$330,000.00	Cedar Creek 1A	Kaufman-Van Zandt SWCD
25-017	8/16/2024	\$100,000.00	Cedar Creek 104	Kaufman-Van Zandt SWCD
25-013	8/16/2024	\$650,000.00	Cedar Creek 89	Kaufman-Van Zandt SWCD
25-011	8/16/2024	\$800,000.00	Lower East Fork Laterals 6	Kaufman-Van Zandt SWCD
25-001	7/1/2024	\$750,000.00	Lower Brushy Creek 6	Lower Brushy Creek WCID
25-002	7/1/2024	\$1,450,000.00	Lower Brushy Creek 17	Lower Brushy Creek WCID
25-003	7/1/2024	\$1,100,000.00	Lower Brushy Creek 24	Lower Brushy Creek WCID
25-018	8/16/2024	\$515,000.00	Cedar Creek 137	Kaufman-Van Zandt SWCD
25-022	8/16/2024	\$500,000.00	Upper East Fork Laterals 6A	Kaufman-Van Zandt SWCD
25-019	8/16/2024	\$250,000.00	Cedar Creek 139	Kaufman-Van Zandt SWCD
25-005	7/1/2024	\$890,000.00	Lower Brushy Creek 21	Lower Brushy Creek WCID
25-004	7/1/2024	\$800,000.00	Lower Brushy Creek 13	Lower Brushy Creek WCID
25-006	7/1/2024	\$890,000.00	Upper Brushy Creek 33	Lower Brushy Creek WCID
ICA	8/15/2024	\$8,000,000.00	Brady Creek 32	Concho SWCD
ICA-20	8/16/2024	\$5,000,000.00	Upper East Fork Laterals 4	Kaufman-Van Zandt SWCD
ICA-21	8/16/2024	\$4,000,000.00	Upper East Fork Laterals 4B	Kaufman-Van Zandt SWCD

ICA-22	8/16/2024	\$2,500,000.00	Upper East Fork Laterals 6A	Kaufman-Van Zandt SWCD
ICA-26	8/16/2024	\$5,000,000.00	Upper East Fork Laterals 10	Kaufman-Van Zandt SWCD

## FEDERAL FUNDS

### Flood Control Dam Structural Repair Grant Program (Includes Rehabilitations) Awards in FY2025 31TAC529, Subchapter B, Structural Repair Grant Program

Reference Number	Contract Execution Date	Amount	FY	Description	Grantee
WO 79016-6-FED	8/1/2025	\$10,000.00	20 25	Engineering	Freese & Nichols, Inc.
PLUM12-RHB-FED-008-25	4/22/2025	\$10,269,033.75	20 25	Construction	Plum Creek Conservation District
PLUM12-RHB-ST2-041-25	4/23/2025	\$5,531,000.00	20 25	Construction	Plum Creek Conservation District

### Federal Grants (USDA-NRCS) Acquired by TSSWCB in FY 2025 31TAC529, Subchapter B, Structural Repair Grant Program

The following represents the federal grant awards received by TSSWCB from USDA-Natural Resources Conservation Service (NRCS) for required activities associated with rehabilitation projects. These funds are applied for by local sponsors from the USDA-NRCS. Federal rehabilitation grants may be provided directly to the local sponsor, or they may be provided to the TSSWCB. The TSSWCB is required to approve each rehabilitation application submitted to USDA-NRCS for consideration due to federal regulations associated with the Rehabilitation Program. As is evident in the table below in the column titled *Purpose*, these funds arrive in Texas already dedicated to specific projects and associated project activities.

Reference Number	Status	Purpose	Strat Date	End Date	Federal Amount
NR257442XXXXC007	Awarded	Kickapoo 4	7/21/2025	9/30/2026	\$197,569.00
NR257442XXXXC008	Awarded	Kickapoo 5	7/21/2025	1/30/2027	\$342,087.00
NR257442XXXXC006	Awarded	Williams 2	7/21/2025	9/30/2026	\$342,087.00
NR257442XXXXC006-Amend 1	Awarded	Williams 2	8/20/2025	9/30/2026	\$548,156.00
68-7442-17-218-Amend 9	Awarded	Cedar 87A	8/29/2025	7/31/2026	\$10,500.00
68-7442-17-219-Amend 8	Awarded	Plum 12	2/20/2025	5/31/2026	\$1,115,500.00
68-7442-17-215- Amend 8	Awarded	Lower Running Water Draw 4	6/4/2025	7/31/2025	\$412,283.00

## Nonpoint Source Pollution Grants

Agriculture Code §201.026 designates the TSSWCB as the lead agency in Texas for the abatement, management, and prevention of nonpoint source (NPS) pollution from agricultural and silvicultural sources. As a result, the TSSWCB jointly administers the Texas Nonpoint Source Management Program with the Texas Commission on Environmental Quality (TCEQ). TCEQ addresses urban and non-agricultural issues. Both agencies receive federal funds from the U.S. Environmental Protection Agency (EPA) through the Clean Water Act, Section 319(h) Nonpoint Source Grant Program. These funds, which are evenly divided between the two agencies, are used to finance education, implementation, demonstration, and assessment activities associated with implementing the Texas Nonpoint Source Management Plan, which is approved every five years by the TSSWCB, TCEQ, EPA, and the Governor. These grants provide 60% of the cost of program implementation, and the remaining 40% is usually contributed by the grantee in the form of in-kind contributions. The TSSWCB

also receives funding from the Legislature to compliment these federal funds, either as match (when needed) or in the form of other additional projects, which may include research with these funds, in addition to the activities allowable with the federal dollars listed above.

The NPS grants described above generally address watershed or regional scaled projects, whereas the Water Quality Management Plan (WQMP) Program (Agriculture Code §201.026(g)) focuses on NPS pollution at the farm-scale. Site-specific conservation planning is performed at this scale with the intent that the cumulative effect of many participants in an area will have a beneficial impact on the water quality in a specific receiving water (lake, stream, river, etc.). The WQMP Program is the state’s primary agricultural NPS program for farm-scale implementation of best management practices and provides both technical and financial assistance. Financial assistance is provided in the form of cost-share funding agreements between the participant and the TSSWCB that are specific to a list of TSSWCB-approved practices. Due to the scale of this program’s focus, there are many more contractual agreements in the WQMP Program to report. Agriculture Code, §201.006 provides that information collected by the TSSWCB during the course of the development of a conservation plan or WQMP is considered confidential and may not be disclosed as a result of an open records request, therefore specific grantee information is not provided in this report.

## FEDERAL FUNDS

### Nonpoint Source Pollution Grant Awards in FY2025

Project Title	Grantee	Federal Award	Non-Federal Match Amount	Total
Deer and Pond Creeks Watershed Protection Plan	Texas A&M AgriLife Research-TWRI	\$ 319,303	\$ 212,869	\$ 532,172
Texas Silvicultural BMP Implementation and Water Resources Protection Project	Texas A&M Forest Service	\$ 398,937	\$ 272,288	\$ 671,255
Matagorda Basin Continued Water Quality Monitoring	Texas A&M AgriLife Research-TWRI	\$ 268,445	\$ 178,963	\$ 447,408
Continuation of the Attoyac Bayou Watershed Protection Plan Implementation	Texas A&M AgriLife Research-TWRI	\$ 380,957	\$ 253,971	\$ 634,928
Implementation of the Double Bayou Watershed Protection Plan	Houston Advanced Research Center (HARC)	\$ 342,634	\$ 224,801	\$ 567,435
Continued Delivery of the Texas Watershed Steward Program	Texas A&M AgriLife Extension Service	\$ 561,938	\$ 374,625	\$ 936,563
Continued Implementation of Agricultural Nonpoint Source Components of the Tres Palacios Creek, Carachua Bay and Caney Creek Watershed Protection Plan	Matagorda SWCD	\$ 158,383	\$ -	\$ 158,383
Continued Implementation and Education of the Matagorda Bain and Cibolo Creek Watershed Protection Plans	Texas A&M AgriLife Research-TWRI	\$ 442,788	\$ 295,192	\$ 737,980

**STATE FUNDS**  
**Nonpoint Source Pollution Grant Awards in FY2025**

Project Title	Project Partner	Amount	Match	Total
Bayou Carrizo Supplementary Water Quality Monitoring and Data Analysis	Texas Water Resources Institute - AgriLife Research	\$ 119,184	\$ -	\$119,184
Davidson Creek Continued Monitoring	Texas Water Resources Institute - AgriLife Research	\$ 172,839	\$ -	\$172,839
White Oak Creek and Tributaries Water Quality Monitoring and Characterization	Texas Water Resources Institute - AgriLife Research	\$ 222,540	\$ -	\$222,540
Middle Yegua Creek Watershed Protection Plan Implementation	Texas Water Resources Institute - AgriLife Research	\$ 193,292	\$ -	\$193,292
Upper Keechi Creek Monitoring	Texas Water Resources Institute - AgriLife Research	\$ 119,924	\$ -	\$119,924
Tres Palacios WQMP	Matagorda SWCD	\$ 16,500	\$ -	\$ 16,500
Medina Implementation	Texas Water Resources Institute - AgriLife Research	\$ 121,721	\$ -	\$121,721

**ALL FUNDS**  
**Proposals Received by TSSWCB for Funding Consideration in FY2025 (INCLUDES UNFUNDED)**  
**Nonpoint Source Pollution Grants**

Title	Applicant	Federal	Non-Federal	Total
Continued Delivery of the Texas Watershed Steward Program	AgriLife Extension	\$ 561,938	\$ 374,625	\$ 936,563
Texas Silvicultural BMP Implementation and Water Resource Protection Project	Texas A&M Forest Service	\$ 398,936	\$ 270,687	\$ 669,623
Continued Implementation of Agricultural Nonpoint Source Components of the Tres Palacios Creek, Caranchua Bay and Caney Creek Watershed Protection Plans	Matagorda County SWCD	\$ 158,383	\$ -	\$ 158,383
Bayou Carrizo Supplementary Water Quality Monitoring and Data Analysis	Texas A&M AgriLife Research-TWRI	\$ 113,203	\$ 75,469	\$ 188,672
The Critical Need for Accurate <i>E. coli</i> Shedding Estimates for Watershed Load Planning	Texas A&M AgriLife Research-TWRI	\$ 240,162	\$ 160,108	\$ 400,270
Coordinating Implementation of the WPP for the Medina River Below Medina Diversion Lake	Texas A&M AgriLife Research-TWRI	\$ 91,446	\$ 60,964	\$ 152,410
Middle Yegua Creek Watershed Protection Plan (WPP) Implementation	Texas A&M AgriLife Research-TWRI	\$ 139,409	\$ 92,939	\$ 232,348
Continued Implementation and Youth Education Expansion of the Matagorda Basin and Cibolo Creek Watershed Protection Plans	Texas A&M AgriLife Research-TWRI	\$ 442,788	\$ 295,192	\$ 737,980
Brushy Creek Continued Monitoring	Texas A&M AgriLife Research-TWRI	\$ 107,643	\$ 71,762	\$ 179,405
Statewide Delivery of Riparian and Ecosystem Education Program V	Texas A&M AgriLife Research-TWRI	\$ 442,088	\$ 294,725	\$ 736,813
Upper Keechi Creek Water Quality Monitoring and 24-Hour DO Assessment	Texas A&M AgriLife Research-TWRI	\$ 178,173	\$ 118,782	\$ 296,955

Implementation of the Double Bayou Watershed Protection Plan – Phase III	GTRI/HARC	\$ 342,634	\$ 224,801	\$ 567,435
Implementing Agricultural Nonpoint Source Components of the Plum Creek Watershed Protection Plan	Caldwell-Travis SWCD	\$ 194,204	\$0	\$ 194,204
Deer and Pond Creeks Watershed Protection Plan	Texas A&M AgriLife Research-TWRI	\$ 319,303	\$ 212,869	\$ 532,172
Davidson Creek Continued Monitoring	Texas A&M AgriLife Research-TWRI	\$ 263,502	\$ 175,668	\$ 439,170
Bacterial Source Tracking State of the Science Conference	Texas A&M AgriLife Research-TWRI	\$ 132,507	\$ 88,338	\$ 220,845
Distribution of key emergent pollutants in sediments and surface waters of Trinity River watershed - East Fork Water Reuse Project (Lavon Lake reservoir) and George W. Shannon Wetlands Water Reuse Project (Richland Chamber reservoir).	Texas A&M University- Commerce	\$ 120,000	\$ 80,000	\$ 200,000
Continuation of the Attoyac Bayou Watershed Protection Plan Implementation	Texas A&M AgriLife Research-TWRI	\$ 380,957	\$ 253,971	\$ 634,928
Matagorda Basin Continued Water Quality Monitoring	Texas A&M AgriLife Research-TWRI	\$ 268,445	\$ 178,963	\$ 447,408
Lake Cypress Tributaries Monitoring and Characterization	Texas A&M AgriLife Research-TWRI	\$ 391,050	\$ 260,700	\$ 651,750
White Oak Creek and Tributaries Water Quality Monitoring and Characterization	Texas A&M AgriLife Research-TWRI	\$ 295,219	\$ 196,612	\$ 491,831
Lavon Lake and Bois d'Arc Watershed Protection Plan Implementation	Texas A&M AgriLife Research-TWRI	\$ 381,522	\$ 254,348	\$ 635,870

The total Clean Water Act, Section 319(h) Grant award from U.S. EPA for FY 2025 was \$3,831,000, requiring \$2,598,900 in non-federal match (*may be in-kind*).

## Water Quality Management Plan Program

### STATE FUNDS

#### Water Quality Management Plan Program Cost-Share Incentive Agreements (Executed Contracts) During FY 2024 Texas Agriculture Code, §201.026(g)

Reference Number	Amount	Date	AY	Description	Applicant
104-25-0281	\$17,133.18	2/11/2025	2025	503 Cost Share FY25	Confidential
107-25-0061	\$25,397.95	5/5/2025	2025	503 Cost Share FY25	Confidential
107-25-0062	\$30,000.00	12/30/2024	2025	503 Cost Share FY25	Confidential
111-25-0172	\$30,000.00	6/12/2025	2025	503 Cost Share FY25	Confidential
115-25-0021	\$30,000.00	3/10/2025	2025	503 Cost Share FY25	Confidential
130-25-0373	\$22,631.46	6/4/2025	2025	503 Cost Share FY25	Confidential
130-25-0378	\$25,657.45	10/2/2024	2025	503 Cost Share FY25	Confidential
130-25-0379	\$25,433.39	2/5/2025	2025	503 Cost Share FY25	Confidential
130-25-0380	\$29,516.34	10/16/2024	2025	503 Cost Share FY25	Confidential
130-25-0381	\$15,809.40	6/24/2025	2025	503 Cost Share FY25	Confidential
132-25-0407	\$27,643.56	12/13/2024	2025	503 Cost Share FY25	Confidential

132-25-0410	\$19,530.00	11/8/2024	2025	503 Cost Share FY25	Confidential
132-25-0411	\$11,747.28	6/13/2025	2025	503 Cost Share FY25	Confidential
133-25-0036	\$30,000.00	5/13/2025	2025	503 Cost Share FY25	Confidential
136-25-0242	\$25,848.09	6/27/2025	2025	503 Cost Share FY25	Confidential
141-25-0002	\$30,000.00	4/18/2025	2025	503 Cost Share FY25	Confidential
143-25-0017	\$26,885.73	4/3/2025	2025	503 Cost Share FY25	Confidential
147-22-0046	\$30,000.00	4/24/2025	2025	503 Cost Share FY25	Confidential
161-25-0003	\$25,220.25	5/8/2025	2025	503 Cost Share FY25	Confidential
165-20-0034	\$29,963.23	5/12/2025	2025	503 Cost Share FY25	Confidential
165-22-0040	\$25,197.69	3/13/2025	2025	503 Cost Share FY25	Confidential
165-25-0036	\$30,000.00	3/13/2025	2025	503 Cost Share FY25	Confidential
165-25-0049	\$30,000.00	6/17/2025	2025	503 Cost Share FY25	Confidential
201-25-0035	\$30,000.00	4/9/2025	2025	503 Cost Share FY25	Confidential
205-25-0026	\$8,630.28	7/9/2025	2025	503 Cost Share FY25	Confidential
205-25-0028	\$6,973.38	4/8/2025	2025	503 Cost Share FY25	Confidential
205-25-0029	\$11,155.61	5/13/2025	2025	503 Cost Share FY25	Confidential
205-25-0030	\$3,384.76	3/11/2025	2025	503 Cost Share FY25	Confidential
205-25-0032	\$5,307.48	4/8/2025	2025	503 Cost Share FY25	Confidential
206-25-0034	\$16,199.25	7/3/2025	2025	503 Cost Share FY25	Confidential
215-25-0005	\$30,000.00	10/22/2025	2025	503 Cost Share FY25	Confidential
221-25-0007	\$30,000.00	7/17/2025	2025	503 Cost Share FY25	Confidential
225-25-0019	\$16,982.36	9/3/2025	2025	503 Cost Share FY25	Confidential
234-25-0004	\$30,000.00	11/13/2024	2025	503 Cost Share FY25	Confidential
234-25-0005	\$30,000.00	11/13/2024	2025	503 Cost Share FY25	Confidential
234-25-0006	\$30,000.00	11/13/2024	2025	503 Cost Share FY25	Confidential
234-25-0007	\$19,928.62	11/13/2024	2025	503 Cost Share FY25	Confidential
244-25-0001	\$30,000.00	11/18/2024	2025	503 Cost Share FY25	Confidential
247-25-0018	\$30,000.00	7/15/2025	2025	503 Cost Share FY25	Confidential
247-25-0023	\$18,544.50	5/20/2025	2025	503 Cost Share FY25	Confidential
248-24-0065	\$30,000.00	2/19/2025	2025	503 Cost Share FY25	Confidential
248-25-0069	\$13,023.23	2/19/2025	2025	503 Cost Share FY25	Confidential
248-25-0071	\$30,000.00	12/4/2024	2025	503 Cost Share FY25	Confidential
248-25-0072	\$30,000.00	12/4/2024	2025	503 Cost Share FY25	Confidential
248-25-0073	\$30,000.00	12/4/2024	2025	503 Cost Share FY25	Confidential
252-25-0002	\$30,000.00	5/27/2025	2025	503 Cost Share FY25	Confidential
253-25-0001	\$21,063.00	12/12/2024	2025	503 Cost Share FY25	Confidential
316-24-0307	\$30,000.00	2/14/2025	2025	503 Cost Share FY25	Confidential
316-24-0308	\$30,000.00	3/21/2025	2025	503 Cost Share FY25	Confidential
316-24-0313	\$30,000.00	12/13/2024	2025	503 Cost Share FY25	Confidential

316-24-0316	\$30,000.00	3/21/2025	2025	503 Cost Share FY25	Confidential
316-25-0317	\$30,000.00	3/21/2025	2025	503 Cost Share FY25	Confidential
316-25-0318	\$30,000.00	7/11/2025	2025	503 Cost Share FY25	Confidential
318-25-0204	\$30,000.00	11/21/2024	2025	503 Cost Share FY25	Confidential
319-24-1321	\$16,114.80	9/19/2024	2025	503 Cost Share FY25	Confidential
319-24-1341	\$16,863.20	9/19/2024	2025	503 Cost Share FY25	Confidential
319-24-1382	\$30,000.00	12/4/2024	2025	503 Cost Share FY25	Confidential
319-24-1421	\$19,770.86	10/17/2024	2025	503 Cost Share FY25	Confidential
319-24-1424	\$19,292.58	10/24/2024	2025	503 Cost Share FY25	Confidential
319-24-1473	\$30,000.00	3/20/2025	2025	503 Cost Share FY25	Confidential
319-24-1478	\$19,767.80	5/22/2025	2025	503 Cost Share FY25	Confidential
319-25-1236	\$30,000.00	11/4/2024	2025	503 Cost Share FY25	Confidential
319-25-1350	\$13,564.79	10/28/2024	2025	503 Cost Share FY25	Confidential
319-25-1415	\$20,880.11	3/4/2025	2025	503 Cost Share FY25	Confidential
319-25-1431	\$30,000.00	1/23/2025	2025	503 Cost Share FY25	Confidential
319-25-1449	\$5,052.76	12/19/2024	2025	503 Cost Share FY25	Confidential
319-25-1453	\$26,553.20	5/8/2025	2025	503 Cost Share FY25	Confidential
319-25-1454	\$10,987.50	8/7/2025	2025	503 Cost Share FY25	Confidential
319-25-1470	\$30,000.00	3/6/2025	2025	503 Cost Share FY25	Confidential
319-25-1501	\$30,000.00	3/4/2025	2025	503 Cost Share FY25	Confidential
319-25-1509	\$9,302.58	5/13/2025	2025	503 Cost Share FY25	Confidential
324-25-0296	\$30,000.00	3/18/2025	2025	503 Cost Share FY25	Confidential
333-20-0080	\$30,000.00	10/31/2024	2025	503 Cost Share FY25	Confidential
334-25-0204	\$28,518.75	11/13/2024	2025	503 Cost Share FY25	Confidential
336-11-0141	\$30,000.00	6/2/2025	2025	503 Cost Share FY25	Confidential
336-24-0205	\$20,917.50	11/4/2024	2025	503 Cost Share FY25	Confidential
336-25-0211	\$30,000.00	4/7/2025	2025	503 Cost Share FY25	Confidential
336-25-0213	\$30,000.00	4/7/2025	2025	503 Cost Share FY25	Confidential
336-25-0215	\$30,000.00	8/4/2025	2025	503 Cost Share FY25	Confidential
342-08-0480	\$28,833.75	10/25/2024	2025	503 Cost Share FY25	Confidential
342-23-0592	\$30,000.00	10/25/2024	2025	503 Cost Share FY25	Confidential
342-24-0590	\$30,000.00	10/25/2024	2025	503 Cost Share FY25	Confidential
342-24-0596	\$5,276.25	10/25/2024	2025	503 Cost Share FY25	Confidential
342-25-0582	\$3,262.50	5/23/2025	2025	503 Cost Share FY25	Confidential
342-25-0598	\$19,500.00	10/25/2024	2025	503 Cost Share FY25	Confidential
342-25-0600	\$11,488.13	4/24/2025	2025	503 Cost Share FY25	Confidential
343-25-0098	\$30,000.00	11/12/2024	2025	503 Cost Share FY25	Confidential
344-25-0002	\$18,750.00	1/15/2025	2025	503 Cost Share FY25	Confidential
349-25-0335	\$17,104.50	10/30/2024	2025	503 Cost Share FY25	Confidential

349-25-0341	\$2,073.20	5/29/2025	2025	503 Cost Share FY25	Confidential
349-25-0343	\$1,308.20	5/29/2025	2025	503 Cost Share FY25	Confidential
349-25-0344	\$1,308.20	5/29/2025	2025	503 Cost Share FY25	Confidential
349-25-0346	\$26,772.75	8/7/2025	2025	503 Cost Share FY25	Confidential
350-25-0559	\$30,000.00	1/10/2025	2025	503 Cost Share FY25	Confidential
352-14-0004	\$10,800.00	2/18/2025	2025	503 Cost Share FY25	Confidential
355-25-0012	\$24,337.50	3/10/2025	2025	503 Cost Share FY25	Confidential
355-25-0015	\$30,000.00	7/17/2025	2025	503 Cost Share FY25	Confidential
356-25-0131	\$26,475.00	3/24/2025	2025	503 Cost Share FY25	Confidential
358-99-0003	\$22,050.00	10/3/2024	2025	503 Cost Share FY25	Confidential
401-09-0245	\$30,000.00	6/5/2025	2025	503 Cost Share FY25	Confidential
415-25-0012	\$30,000.00	12/12/2024	2025	503 Cost Share FY25	Confidential
417-96-0002	\$15,000.00	11/6/2024	2025	503 Cost Share FY25	Confidential
419-03-0300	\$15,000.00	3/13/2025	2025	503 Cost Share FY25	Confidential
419-09-0381	\$10,500.00	2/13/2025	2025	503 Cost Share FY25	Confidential
419-98-0055	\$15,000.00	8/14/2025	2025	503 Cost Share FY25	Confidential
424-24-0026	\$30,000.00	3/3/2025	2025	503 Cost Share FY25	Confidential
428-25-0094	\$29,549.25	10/7/2024	2025	503 Cost Share FY25	Confidential
434-22-0130	\$30,000.00	11/13/2024	2025	503 Cost Share FY25	Confidential
434-24-0138	\$30,000.00	5/14/2025	2025	503 Cost Share FY25	Confidential
434-24-0142	\$30,000.00	11/13/2024	2025	503 Cost Share FY25	Confidential
434-25-0144	\$27,480.00	12/11/2024	2025	503 Cost Share FY25	Confidential
434-25-0146	\$30,000.00	10/16/2024	2025	503 Cost Share FY25	Confidential
434-25-0147	\$30,000.00	4/16/2025	2025	503 Cost Share FY25	Confidential
440-25-0029	\$30,000.00	11/6/2024	2025	503 Cost Share FY25	Confidential
444-25-0202	\$13,315.35	6/17/2025	2025	503 Cost Share FY25	Confidential
445-02-0406	\$15,000.00	11/19/2024	2025	503 Cost Share FY25	Confidential
445-95-0003	\$10,500.00	5/20/2025	2025	503 Cost Share FY25	Confidential
446-99-0006	\$30,000.00	10/14/2024	2025	503 Cost Share FY25	Confidential
447-24-0107	\$11,394.00	11/5/2024	2025	503 Cost Share FY25	Confidential
447-25-0109	\$28,600.50	5/6/2025	2025	503 Cost Share FY25	Confidential
448-23-0140	\$30,000.00	5/1/2025	2025	503 Cost Share FY25	Confidential
506-25-0160	\$20,582.86	4/16/2025	2025	503 Cost Share FY25	Confidential
512-07-0026	\$11,310.00	2/12/2025	2025	503 Cost Share FY25	Confidential
524-25-0058	\$30,000.00	1/13/2025	2025	503 Cost Share FY25	Confidential
524-25-0065	\$14,336.40	11/11/2024	2025	503 Cost Share FY25	Confidential
525-24-0804	\$6,428.40	5/28/2025	2025	503 Cost Share FY25	Confidential
525-25-0811	\$30,000.00	4/23/2025	2025	503 Cost Share FY25	Confidential
525-25-0816	\$1,806.38	2/26/2025	2025	503 Cost Share FY25	Confidential

525-25-0829	\$17,187.90	1/6/2025	2025	503 Cost Share FY25	Confidential
525-25-0831	\$26,636.40	2/26/2025	2025	503 Cost Share FY25	Confidential
525-25-0834	\$2,497.75	5/29/2025	2025	503 Cost Share FY25	Confidential
525-25-0843	\$30,000.00	5/28/2025	2025	503 Cost Share FY25	Confidential
525-25-0846	\$17,368.36	7/23/2025	2025	503 Cost Share FY25	Confidential
537-25-0077	\$22,333.20	3/4/2025	2025	503 Cost Share FY25	Confidential
537-25-0090	\$14,726.11	3/4/2025	2025	503 Cost Share FY25	Confidential
537-25-0094	\$29,789.94	12/10/2024	2025	503 Cost Share FY25	Confidential
537-25-0098	\$28,761.75	12/3/2024	2025	503 Cost Share FY25	Confidential
537-25-0099	\$26,793.30	5/6/2025	2025	503 Cost Share FY25	Confidential
538-23-0017	\$14,806.37	1/2/2025	2025	503 Cost Share FY25	Confidential
538-25-0007	\$23,017.50	1/2/2025	2025	503 Cost Share FY25	Confidential
538-25-0108	\$30,000.00	1/2/2025	2025	503 Cost Share FY25	Confidential
540-25-0063	\$15,924.01	12/18/2024	2025	503 Cost Share FY25	Confidential
553-25-0030	\$25,629.01	2/26/2025	2025	503 Cost Share FY25	Confidential
553-25-0036	\$25,518.76	4/23/2025	2025	503 Cost Share FY25	Confidential
554-24-0059	\$18,943.96	12/26/2024	2025	503 Cost Share FY25	Confidential
554-24-0081	\$14,510.19	5/16/2025	2025	503 Cost Share FY25	Confidential
554-25-0076	\$7,747.43	3/21/2025	2025	503 Cost Share FY25	Confidential
554-25-0078	\$20,519.22	4/16/2025	2025	503 Cost Share FY25	Confidential
556-03-0211	\$17,580.57	10/7/2024	2025	503 Cost Share FY25	Confidential
556-25-0096	\$18,873.48	6/2/2025	2025	503 Cost Share FY25	Confidential

## On-The-Ground Conservation Program

The On-The-Ground Conservation Program was created by Senate Bill 1118 during the 87th Texas Legislative Session and was signed into law by the Governor to be effective September 1, 2021. The new law enhances the Texas State Soil and Water Conservation Board’s (TSSWCB) jurisdiction to include a wide range of natural resource priorities, authorizes the agency to provide voluntary technical and financial assistance toward the implementation of conservation practices to address those priorities, and directs the agency to form partnerships and seek out funding opportunities from other federal, state, or local governmental agencies and private entities. The primary focus of this new program is implementation, especially in partnership with other efforts that offer educational, research, or other activities. This new program does not currently receive a direct appropriation from the Texas Legislature, however, the TSSWCB is actively pursuing all potential sources of funding to address its eligible natural resource priorities.

Since the creation of the Program, the TSSWCB has acquired a grant for \$985,000 from USDA-NRCS to assist the federal government with the implementation of the Conservation Reserve Program (CRP).

**FEDERAL FUNDS**

**Grant Awards Received by the TSSWCB for the On-The-Ground Conservation Program During FY 2025**

Reference Number	Status	Project Title	Period of Performance Start Date	Period of Performance End Date	Total Federal Award Amount
NR217442XXXXC018	Awarded	TSSWCB Conservation Reserve Program	20210909	20251108	\$985,000.00
NR247442XXXXC008	Awarded	Technical Assistance to Support Local Administration of Flood Control Dams in Upper Elm – Red Soil and Water Conservation Board	20241001	20260930	\$166,138.64

**STATE FUNDS**

**Awarded by the On-The-Ground Conservation Program During FY2025**

The On-The-Ground Conservation Program did not receive any state funds during FY2025.

## **ATTACHMENT B**

*Operating Budget for Fiscal Year 2026*  
*Approved July 18, 2025*

**Budget Overview**  
 89th Regular Session, Fiscal Year 2026 Operating Budget  
 Automated Budget and Evaluation System of Texas (ABEST)

592 Soil and Water Conservation Board

	GENERAL REVENUE FUNDS				FEDERAL FUNDS		OTHER FUNDS		ALL FUNDS	
	2025	2026	2025	2026	2025	2026	2025	2026	2025	2026
<b>Goal: 1. Soil and Water Conservation Assistance</b>										
1.1.1. Program Management & Assistance	8,754,447	9,003,775			1,158,148	670,000			9,912,595	9,673,775
1.2.1. Flood Control Dam Maintenance	7,595,563	8,669,500			14,631,719	6,376,893			22,227,282	15,046,393
1.2.2. Flood Control Dam Construction	20,194,857	17,000,000			2,255,114	15,558,819			22,449,971	32,558,819
<b>Total, Goal</b>	<b>36,544,867</b>	<b>34,673,275</b>			<b>18,044,981</b>	<b>22,605,712</b>			<b>54,589,848</b>	<b>57,278,987</b>
<b>Goal: 2. Administer a Program for Abatement of Agricul Nonpoint Source Pollution</b>										
2.1.1. Statewide Management Plan	966,000	966,000			3,658,802	3,658,600			4,624,802	4,624,600
2.1.2. Water Quality Management Plans	5,729,879	5,370,500					10		5,729,889	5,370,500
<b>Total, Goal</b>	<b>6,695,879</b>	<b>6,336,500</b>			<b>3,658,802</b>	<b>3,658,600</b>	<b>10</b>		<b>10,354,691</b>	<b>9,995,100</b>
<b>Goal: 3. Protect and Enhance Water Supplies</b>										
3.1.2. Carrizo Cane Eradication	3,717,916	3,605,000							3,717,916	3,605,000
<b>Total, Goal</b>	<b>3,717,916</b>	<b>3,605,000</b>							<b>3,717,916</b>	<b>3,605,000</b>
<b>Goal: 4. Indirect Administration</b>										
4.1.1. Indirect Administration	934,347	991,250					5,391	5,500	939,738	996,750
<b>Total, Goal</b>	<b>934,347</b>	<b>991,250</b>					<b>5,391</b>	<b>5,500</b>	<b>939,738</b>	<b>996,750</b>
<b>Total, Agency</b>	<b>47,893,009</b>	<b>45,606,025</b>			<b>21,703,783</b>	<b>26,264,312</b>	<b>5,401</b>	<b>5,500</b>	<b>69,602,193</b>	<b>71,875,837</b>
<b>Total FTEs</b>									<b>81.0</b>	<b>90.0</b>

3.A. Strategy Level Detail

DATE: 12/1/2025  
 TIME: 9:33:29AM

89th Regular Session, Fiscal Year 2026 Operating Budget  
 Automated Budget and Evaluation System of Texas (ABEST)

Agency code: **592** Agency name: **Soil and Water Conservation Board**

GOAL: 1 Soil and Water Conservation Assistance  
 OBJECTIVE: 1 Provide Prog Expertise, Finan Asst. & Tech Guide to All SWC Districts  
 STRATEGY: 1 Program Expertise, Financial & Conservation Implementation Assistance

Service Categories:  
 Service: 37 Income: A.2 Age: B.3

CODE	DESCRIPTION	EXP 2024	EXP 2025	BUD 2026
<b>Output Measures:</b>				
1	Number of Grants-related Claims Processed	3,173.00	2,770.00	1,850.00
KEY 2	# of Contacts w/Districts to provide Conservation Education Assistance	18,654.00	25,148.00	18,625.00
<b>Efficiency Measures:</b>				
1	Average Number of Days to Process a Grants-Related Claim	4.50	4.20	5.80
<b>Explanatory/Input Measures:</b>				
1	Percent of Districts Receiving Technical Assistance Funds	100.00 %	100.00 %	100.00 %
<b>Objects of Expense:</b>				
1001	SALARIES AND WAGES	\$1,470,915	\$2,030,957	\$1,585,000
1002	OTHER PERSONNEL COSTS	\$51,780	\$42,272	\$40,000
2001	PROFESSIONAL FEES AND SERVICES	\$0	\$2,644	\$5,000
2002	FUELS AND LUBRICANTS	\$41	\$1,097	\$500
2003	CONSUMABLE SUPPLIES	\$3,700	\$5,470	\$5,500
2004	UTILITIES	\$18,755	\$27,139	\$31,000
2005	TRAVEL	\$309,773	\$379,933	\$350,000
2006	RENT - BUILDING	\$41,261	\$47,148	\$51,000
2007	RENT - MACHINE AND OTHER	\$5,695	\$26,160	\$5,001
2009	OTHER OPERATING EXPENSE	\$272,822	\$262,342	\$293,500
4000	GRANTS	\$6,839,288	\$7,087,433	\$7,307,274
5000	CAPITAL EXPENDITURES	\$37,668	\$0	\$0
<b>TOTAL, OBJECT OF EXPENSE</b>		<b>\$9,051,698</b>	<b>\$9,912,595</b>	<b>\$9,673,775</b>
<b>Method of Financing:</b>				
1	General Revenue Fund	\$7,907,340	\$8,754,447	\$9,003,775
<b>SUBTOTAL, MOF (GENERAL REVENUE FUNDS)</b>		<b>\$7,907,340</b>	<b>\$8,754,447</b>	<b>\$9,003,775</b>

**3.A. Strategy Level Detail**

DATE: 12/1/2025  
 TIME: 9:33:29AM

89th Regular Session, Fiscal Year 2026 Operating Budget  
 Automated Budget and Evaluation System of Texas (ABEST)

Agency code: **592**      Agency name: **Soil and Water Conservation Board**

GOAL:            1    Soil and Water Conservation Assistance

OBJECTIVE:    1    Provide Prog Expertise, Finan Asst. & Tech Guide to All SWC Districts

Service Categories:

STRATEGY:    1    Program Expertise, Financial & Conservation Implementation Assistance

Service:    37      Income:    A.2      Age:      B.3

CODE	DESCRIPTION	EXP 2024	EXP 2025	BUD 2026
<b>Method of Financing:</b>				
555 Federal Funds				
10.069.000	Conservation Reserve Pro	\$192,604	\$120,724	\$170,000
10.912.000	ENVIRONMENTAL QUALITY INC	\$461,469	\$182,227	\$300,000
10.934.000	Feral Swine Erad & Control Pilot	\$249,362	\$51,455	\$200,000
10.937.000	Partnerships for Climate-Smart Comm	\$240,923	\$803,742	\$0
CFDA Subtotal, Fund	555	\$1,144,358	\$1,158,148	\$670,000
<b>SUBTOTAL, MOF (FEDERAL FUNDS)</b>		<b>\$1,144,358</b>	<b>\$1,158,148</b>	<b>\$670,000</b>
<b>TOTAL, METHOD OF FINANCE :</b>		<b>\$9,051,698</b>	<b>\$9,912,595</b>	<b>\$9,673,775</b>
<b>FULL TIME EQUIVALENT POSITIONS:</b>		<b>19.0</b>	<b>26.7</b>	<b>26.5</b>

3.A. Strategy Level Detail

DATE: 12/1/2025

TIME: 9:33:29AM

89th Regular Session, Fiscal Year 2026 Operating Budget  
Automated Budget and Evaluation System of Texas (ABEST)

Agency code: 592 Agency name: Soil and Water Conservation Board

GOAL: 1 Soil and Water Conservation Assistance

OBJECTIVE: 1 Provide Prog Expertise, Finan Asst. & Tech Guide to All SWC Districts

Service Categories:

STRATEGY: 2 Rural and Urban Conservation Outreach

Service: 37 Income: A.2 Age: B.3

CODE	DESCRIPTION	EXP 2024	EXP 2025	BUD 2026
------	-------------	----------	----------	----------

Output Measures:

1	Number of District Meetings Attended	1,935.00	2,142.00	1,600.00
---	--------------------------------------	----------	----------	----------

TOTAL, METHOD OF FINANCE :

FULL TIME EQUIVALENT POSITIONS:

3.A. Strategy Level Detail

DATE: 12/1/2025  
 TIME: 9:33:29AM

89th Regular Session, Fiscal Year 2026 Operating Budget  
 Automated Budget and Evaluation System of Texas (ABEST)

Agency code: **592** Agency name: **Soil and Water Conservation Board**

GOAL: 1 Soil and Water Conservation Assistance

OBJECTIVE: 2 Flood Control Dam Maintenance & Structural Repair

STRATEGY: 1 Flood Control Dam Maintenance, Operations and Engineering

Service Categories:

Service: 37 Income: A.2 Age: B.3

CODE	DESCRIPTION	EXP 2024	EXP 2025	BUD 2026
------	-------------	----------	----------	----------

**Output Measures:**

KEY 1	Number of Flood Control Dam Maintenance Grants Awarded	0.00	0.00	0.00
2	Number of Flood Control Dam Repairs Completed	0.00	0.00	0.00

**Objects of Expense:**

1001	SALARIES AND WAGES	\$437,272	\$453,458	\$500,000
1002	OTHER PERSONNEL COSTS	\$5,720	\$5,640	\$11,000
2001	PROFESSIONAL FEES AND SERVICES	\$1,933,396	\$4,292,044	\$2,005,000
2002	FUELS AND LUBRICANTS	\$3,527	\$799	\$7,000
2003	CONSUMABLE SUPPLIES	\$775	\$1,228	\$3,100
2004	UTILITIES	\$6,743	\$5,975	\$8,700
2005	TRAVEL	\$53,218	\$57,335	\$67,500
2006	RENT - BUILDING	\$19,033	\$16,801	\$30,000
2007	RENT - MACHINE AND OTHER	\$976	\$957	\$1,500
2009	OTHER OPERATING EXPENSE	\$86,268	\$22,100	\$93,200
4000	GRANTS	\$9,670,699	\$17,370,945	\$12,274,393
5000	CAPITAL EXPENDITURES	\$0	\$0	\$45,000
<b>TOTAL, OBJECT OF EXPENSE</b>		<b>\$12,217,627</b>	<b>\$22,227,282</b>	<b>\$15,046,393</b>

**Method of Financing:**

1	General Revenue Fund	\$4,975,760	\$7,595,563	\$8,669,500
<b>SUBTOTAL, MOF (GENERAL REVENUE FUNDS)</b>		<b>\$4,975,760</b>	<b>\$7,595,563</b>	<b>\$8,669,500</b>

**Method of Financing:**

555	Federal Funds			
10.916.000	Watershed Rehabilitation Program	\$7,241,867	\$14,631,719	\$6,376,893
CFDA Subtotal, Fund	555	\$7,241,867	\$14,631,719	\$6,376,893

**3.A. Strategy Level Detail**

DATE: 12/1/2025  
 TIME: 9:33:29AM

89th Regular Session, Fiscal Year 2026 Operating Budget  
 Automated Budget and Evaluation System of Texas (ABEST)

Agency code: **592** Agency name: **Soil and Water Conservation Board**

GOAL: 1 Soil and Water Conservation Assistance

OBJECTIVE: 2 Flood Control Dam Maintenance & Structural Repair

STRATEGY: 1 Flood Control Dam Maintenance, Operations and Engineering

Service Categories:

Service: 37 Income: A.2 Age: B.3

CODE	DESCRIPTION	EXP 2024	EXP 2025	BUD 2026
<b>SUBTOTAL, MOF (FEDERAL FUNDS)</b>		<b>\$7,241,867</b>	<b>\$14,631,719</b>	<b>\$6,376,893</b>
<b>TOTAL, METHOD OF FINANCE :</b>		<b>\$12,217,627</b>	<b>\$22,227,282</b>	<b>\$15,046,393</b>
<b>FULL TIME EQUIVALENT POSITIONS:</b>		<b>6.7</b>	<b>6.5</b>	<b>8.0</b>

3.A. Strategy Level Detail

DATE: 12/1/2025  
 TIME: 9:33:29AM

89th Regular Session, Fiscal Year 2026 Operating Budget  
 Automated Budget and Evaluation System of Texas (ABEST)

Agency code: **592** Agency name: **Soil and Water Conservation Board**

GOAL: 1 Soil and Water Conservation Assistance  
 OBJECTIVE: 2 Flood Control Dam Maintenance & Structural Repair  
 STRATEGY: 2 Flood Control Dam Construction

Service Categories:  
 Service: 37 Income: A.2 Age: B.3

CODE	DESCRIPTION	EXP 2024	EXP 2025	BUD 2026
<b>Output Measures:</b>				
KEY 1	Number of Flood Control Dam Construction Grants Awarded	7.00	7.00	1.00
KEY 2	Number Of Flood Control Dam Construction Grants Completed	0.00	0.00	3.00
<b>Objects of Expense:</b>				
2001	PROFESSIONAL FEES AND SERVICES	\$1,250,072	\$1,938,481	\$3,255,881
4000	GRANTS	\$33,832,906	\$20,511,490	\$29,302,938
<b>TOTAL, OBJECT OF EXPENSE</b>		<b>\$35,082,978</b>	<b>\$22,449,971</b>	<b>\$32,558,819</b>
<b>Method of Financing:</b>				
1	General Revenue Fund	\$30,787,508	\$20,194,857	\$17,000,000
<b>SUBTOTAL, MOF (GENERAL REVENUE FUNDS)</b>		<b>\$30,787,508</b>	<b>\$20,194,857</b>	<b>\$17,000,000</b>
<b>Method of Financing:</b>				
555	Federal Funds			
10.916.000	Watershed Rehabilitation Program	\$4,295,470	\$2,255,114	\$15,558,819
CFDA Subtotal, Fund	555	\$4,295,470	\$2,255,114	\$15,558,819
<b>SUBTOTAL, MOF (FEDERAL FUNDS)</b>		<b>\$4,295,470</b>	<b>\$2,255,114</b>	<b>\$15,558,819</b>
<b>TOTAL, METHOD OF FINANCE :</b>		<b>\$35,082,978</b>	<b>\$22,449,971</b>	<b>\$32,558,819</b>
<b>FULL TIME EQUIVALENT POSITIONS:</b>				

3.A. Strategy Level Detail

DATE: 12/1/2025  
TIME: 9:33:29AM

89th Regular Session, Fiscal Year 2026 Operating Budget  
Automated Budget and Evaluation System of Texas (ABEST)

Agency code: **592** Agency name: **Soil and Water Conservation Board**

GOAL: 2 Administer a Program for Abatement of Agricul Nonpoint Source Pollution  
OBJECTIVE: 1 Reduce Agricultural/Silvicultural NPS Pollution w/Prevention Program  
STRATEGY: 1 Implement a Statewide Management Plan for Controlling NPS Pollution

Service Categories:  
Service: 36 Income: A.2 Age: B.3

CODE	DESCRIPTION	EXP 2024	EXP 2025	BUD 2026
<b>Output Measures:</b>				
KEY 1	# of Proposals for Federal Grant Funding Evaluated	22.00	22.00	25.00
<b>Objects of Expense:</b>				
1001	SALARIES AND WAGES	\$575,798	\$632,145	\$738,232
1002	OTHER PERSONNEL COSTS	\$12,397	\$13,680	\$22,000
2001	PROFESSIONAL FEES AND SERVICES	\$20,623	\$1,530	\$5,000
2002	FUELS AND LUBRICANTS	\$3,610	\$3,701	\$6,000
2003	CONSUMABLE SUPPLIES	\$1,750	\$4,853	\$4,500
2004	UTILITIES	\$6,714	\$6,934	\$7,500
2005	TRAVEL	\$18,458	\$19,985	\$25,000
2006	RENT - BUILDING	\$23,455	\$26,412	\$26,768
2007	RENT - MACHINE AND OTHER	\$9,821	\$9,091	\$12,000
2009	OTHER OPERATING EXPENSE	\$25,520	\$18,709	\$50,000
4000	GRANTS	\$4,348,381	\$3,887,762	\$3,727,600
<b>TOTAL, OBJECT OF EXPENSE</b>		<b>\$5,046,527</b>	<b>\$4,624,802</b>	<b>\$4,624,600</b>
<b>Method of Financing:</b>				
1	General Revenue Fund	\$966,000	\$966,000	\$966,000
<b>SUBTOTAL, MOF (GENERAL REVENUE FUNDS)</b>		<b>\$966,000</b>	<b>\$966,000</b>	<b>\$966,000</b>
<b>Method of Financing:</b>				
555	Federal Funds			
66.460.000	Nonpoint Source Implement	\$4,080,527	\$3,658,802	\$3,658,600
CFDA Subtotal, Fund	555	\$4,080,527	\$3,658,802	\$3,658,600
<b>SUBTOTAL, MOF (FEDERAL FUNDS)</b>		<b>\$4,080,527</b>	<b>\$3,658,802</b>	<b>\$3,658,600</b>

**3.A. Strategy Level Detail**

DATE: 12/1/2025  
 TIME: 9:33:29AM

89th Regular Session, Fiscal Year 2026 Operating Budget  
 Automated Budget and Evaluation System of Texas (ABEST)

Agency code: **592** Agency name: **Soil and Water Conservation Board**

GOAL: 2 Administer a Program for Abatement of Agricul Nonpoint Source Pollution

OBJECTIVE: 1 Reduce Agricultural/Silvicultural NPS Pollution w/Prevention Program

STRATEGY: 1 Implement a Statewide Management Plan for Controlling NPS Pollution

Service Categories:

Service: 36 Income: A.2 Age: B.3

CODE	DESCRIPTION	EXP 2024	EXP 2025	BUD 2026
<b>TOTAL, METHOD OF FINANCE :</b>		<b>\$5,046,527</b>	<b>\$4,624,802</b>	<b>\$4,624,600</b>
<b>FULL TIME EQUIVALENT POSITIONS:</b>		<b>9.2</b>	<b>9.5</b>	<b>11.0</b>

3.A. Strategy Level Detail

DATE: 12/1/2025  
TIME: 9:33:29AM

89th Regular Session, Fiscal Year 2026 Operating Budget  
Automated Budget and Evaluation System of Texas (ABEST)

Agency code: **592** Agency name: **Soil and Water Conservation Board**

GOAL: 2 Administer a Program for Abatement of Agricul Nonpoint Source Pollution  
OBJECTIVE: 1 Reduce Agricultural/Silvicultural NPS Pollution w/Prevention Program  
STRATEGY: 2 Water Quality Management Plans for Problem Agricultural Areas

Service Categories:  
Service: 36 Income: A.2 Age: B.3

CODE	DESCRIPTION	EXP 2024	EXP 2025	BUD 2026
<b>Output Measures:</b>				
KEY 1	Number of Water Quality Management Plans Certified	283.00	341.00	190.00
2	Number of Water Quality Cost Share Incentive Grants Made	116.00	146.00	154.00
<b>Efficiency Measures:</b>				
1	Average Number of Days to Certify Water Quality Management Plans	6.20	8.10	20.00
<b>Objects of Expense:</b>				
1001	SALARIES AND WAGES	\$1,498,369	\$1,552,502	\$1,750,000
1002	OTHER PERSONNEL COSTS	\$66,354	\$33,638	\$50,000
2001	PROFESSIONAL FEES AND SERVICES	\$5,225	\$19,176	\$25,000
2002	FUELS AND LUBRICANTS	\$23,501	\$29,956	\$33,000
2003	CONSUMABLE SUPPLIES	\$7,392	\$14,831	\$8,800
2004	UTILITIES	\$37,921	\$34,253	\$37,277
2005	TRAVEL	\$23,027	\$18,553	\$28,500
2006	RENT - BUILDING	\$186,602	\$192,405	\$190,000
2007	RENT - MACHINE AND OTHER	\$18,752	\$19,204	\$17,000
2009	OTHER OPERATING EXPENSE	\$103,766	\$133,218	\$114,994
4000	GRANTS	\$2,609,662	\$3,443,663	\$3,115,929
5000	CAPITAL EXPENDITURES	\$0	\$238,490	\$0
<b>TOTAL, OBJECT OF EXPENSE</b>		<b>\$4,580,571</b>	<b>\$5,729,889</b>	<b>\$5,370,500</b>
<b>Method of Financing:</b>				
1	General Revenue Fund	\$4,580,571	\$5,729,879	\$5,370,500
<b>SUBTOTAL, MOF (GENERAL REVENUE FUNDS)</b>		<b>\$4,580,571</b>	<b>\$5,729,879</b>	<b>\$5,370,500</b>
<b>Method of Financing:</b>				
666	Appropriated Receipts	\$0	\$10	\$0

**3.A. Strategy Level Detail**

DATE: 12/1/2025

TIME: 9:33:29AM

89th Regular Session, Fiscal Year 2026 Operating Budget  
Automated Budget and Evaluation System of Texas (ABEST)

Agency code: **592** Agency name: **Soil and Water Conservation Board**

GOAL: 2 Administer a Program for Abatement of Agricul Nonpoint Source Pollution

OBJECTIVE: 1 Reduce Agricultural/Silvicultural NPS Pollution w/Prevention Program

STRATEGY: 2 Water Quality Management Plans for Problem Agricultural Areas

Service Categories:

Service: 36 Income: A.2 Age: B.3

CODE	DESCRIPTION	EXP 2024	EXP 2025	BUD 2026
<b>SUBTOTAL, MOF (OTHER FUNDS)</b>		<b>\$0</b>	<b>\$10</b>	<b>\$0</b>
<b>TOTAL, METHOD OF FINANCE :</b>		<b>\$4,580,571</b>	<b>\$5,729,889</b>	<b>\$5,370,500</b>
<b>FULL TIME EQUIVALENT POSITIONS:</b>		<b>26.7</b>	<b>26.2</b>	<b>30.0</b>

3.A. Strategy Level Detail

DATE: 12/1/2025  
 TIME: 9:33:29AM

89th Regular Session, Fiscal Year 2026 Operating Budget  
 Automated Budget and Evaluation System of Texas (ABEST)

Agency code: **592** Agency name: **Soil and Water Conservation Board**

GOAL: 3 Protect and Enhance Water Supplies

OBJECTIVE: 1 Conserve and Enhance Water Supplies for the State of Texas

STRATEGY: 2 Carrizo Cane Eradication

Service Categories:

Service: 34 Income: A.2 Age: B.3

CODE	DESCRIPTION	EXP 2024	EXP 2025	BUD 2026
<b>Output Measures:</b>				
KEY 1	Predicted Number of Acres of Carrizo Cane Treated	1,786.20	2,609.00	3,500.00
<b>Objects of Expense:</b>				
1001	SALARIES AND WAGES	\$215,636	\$234,188	\$375,000
1002	OTHER PERSONNEL COSTS	\$5,513	\$6,860	\$15,000
2001	PROFESSIONAL FEES AND SERVICES	\$0	\$695	\$5,000
2002	FUELS AND LUBRICANTS	\$5,067	\$6,518	\$5,000
2003	CONSUMABLE SUPPLIES	\$628	\$638	\$5,000
2004	UTILITIES	\$3,382	\$3,516	\$5,500
2005	TRAVEL	\$11,860	\$11,432	\$30,000
2006	RENT - BUILDING	\$24,467	\$19,762	\$25,000
2007	RENT - MACHINE AND OTHER	\$1,048	\$1,255	\$2,000
2009	OTHER OPERATING EXPENSE	\$2,932,814	\$3,198,355	\$2,862,500
4000	GRANTS	\$224,264	\$234,697	\$275,000
5000	CAPITAL EXPENDITURES	\$47,508	\$0	\$0
<b>TOTAL, OBJECT OF EXPENSE</b>		<b>\$3,472,187</b>	<b>\$3,717,916</b>	<b>\$3,605,000</b>
<b>Method of Financing:</b>				
1	General Revenue Fund	\$3,472,187	\$3,717,916	\$3,605,000
<b>SUBTOTAL, MOF (GENERAL REVENUE FUNDS)</b>		<b>\$3,472,187</b>	<b>\$3,717,916</b>	<b>\$3,605,000</b>
<b>Method of Financing:</b>				
8000	Disaster/Deficiency/Emergency Grant	\$0	\$0	\$0
<b>SUBTOTAL, MOF (OTHER FUNDS)</b>		<b>\$0</b>	<b>\$0</b>	<b>\$0</b>

**3.A. Strategy Level Detail**

DATE: 12/1/2025

TIME: 9:33:29AM

89th Regular Session, Fiscal Year 2026 Operating Budget  
Automated Budget and Evaluation System of Texas (ABEST)

Agency code: **592** Agency name: **Soil and Water Conservation Board**

GOAL: 3 Protect and Enhance Water Supplies

OBJECTIVE: 1 Conserve and Enhance Water Supplies for the State of Texas

STRATEGY: 2 Carrizo Cane Eradication

Service Categories:

Service: 34 Income: A.2 Age: B.3

CODE	DESCRIPTION	EXP 2024	EXP 2025	BUD 2026
<b>TOTAL, METHOD OF FINANCE :</b>		<b>\$3,472,187</b>	<b>\$3,717,916</b>	<b>\$3,605,000</b>
<b>FULL TIME EQUIVALENT POSITIONS:</b>		<b>2.9</b>	<b>3.0</b>	<b>5.0</b>

3.A. Strategy Level Detail

DATE: 12/1/2025  
TIME: 9:33:29AM

89th Regular Session, Fiscal Year 2026 Operating Budget  
Automated Budget and Evaluation System of Texas (ABEST)

Agency code: 592 Agency name: Soil and Water Conservation Board

GOAL: 4 Indirect Administration

OBJECTIVE: 1 Indirect Administration

STRATEGY: 1 Indirect Administration

Service Categories:

Service: 09 Income: A.2 Age: B.3

CODE	DESCRIPTION	EXP 2024	EXP 2025	BUD 2026
<b>Objects of Expense:</b>				
1001	SALARIES AND WAGES	\$731,421	\$756,354	\$790,000
1002	OTHER PERSONNEL COSTS	\$19,377	\$31,011	\$45,000
2001	PROFESSIONAL FEES AND SERVICES	\$75	\$20,954	\$5,000
2002	FUELS AND LUBRICANTS	\$201	\$257	\$1,000
2003	CONSUMABLE SUPPLIES	\$1,147	\$2,543	\$3,500
2004	UTILITIES	\$8,287	\$9,071	\$10,000
2005	TRAVEL	\$65,276	\$55,754	\$61,750
2006	RENT - BUILDING	\$25,590	\$23,084	\$28,500
2007	RENT - MACHINE AND OTHER	\$1,291	\$1,354	\$2,000
2009	OTHER OPERATING EXPENSE	\$26,362	\$39,356	\$50,000
<b>TOTAL, OBJECT OF EXPENSE</b>		<b>\$879,027</b>	<b>\$939,738</b>	<b>\$996,750</b>
<b>Method of Financing:</b>				
1	General Revenue Fund	\$873,410	\$934,347	\$991,250
<b>SUBTOTAL, MOF (GENERAL REVENUE FUNDS)</b>		<b>\$873,410</b>	<b>\$934,347</b>	<b>\$991,250</b>
<b>Method of Financing:</b>				
666	Appropriated Receipts	\$5,617	\$5,391	\$5,500
<b>SUBTOTAL, MOF (OTHER FUNDS)</b>		<b>\$5,617</b>	<b>\$5,391</b>	<b>\$5,500</b>
<b>TOTAL, METHOD OF FINANCE :</b>		<b>\$879,027</b>	<b>\$939,738</b>	<b>\$996,750</b>
<b>FULL TIME EQUIVALENT POSITIONS:</b>		<b>9.3</b>	<b>9.1</b>	<b>9.5</b>

**3.A. Strategy Level Detail**

DATE: 12/1/2025

TIME: 9:33:29AM

89th Regular Session, Fiscal Year 2026 Operating Budget  
Automated Budget and Evaluation System of Texas (ABEST)

---

**SUMMARY TOTALS:**

<b>OBJECTS OF EXPENSE:</b>	<b>\$70,330,615</b>	<b>\$69,602,193</b>	<b>\$71,875,837</b>
<b>METHODS OF FINANCE :</b>	<b>\$70,330,615</b>	<b>\$69,602,193</b>	<b>\$71,875,837</b>
<b>FULL TIME EQUIVALENT POSITIONS:</b>	<b>73.8</b>	<b>81.0</b>	<b>90.0</b>